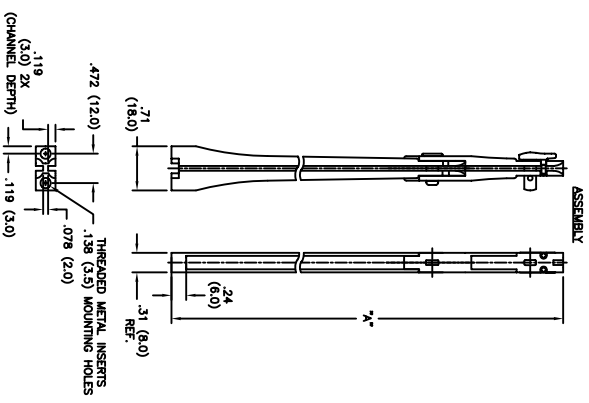
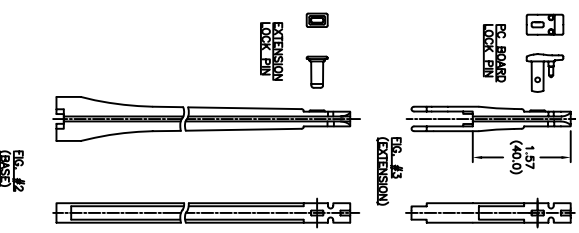
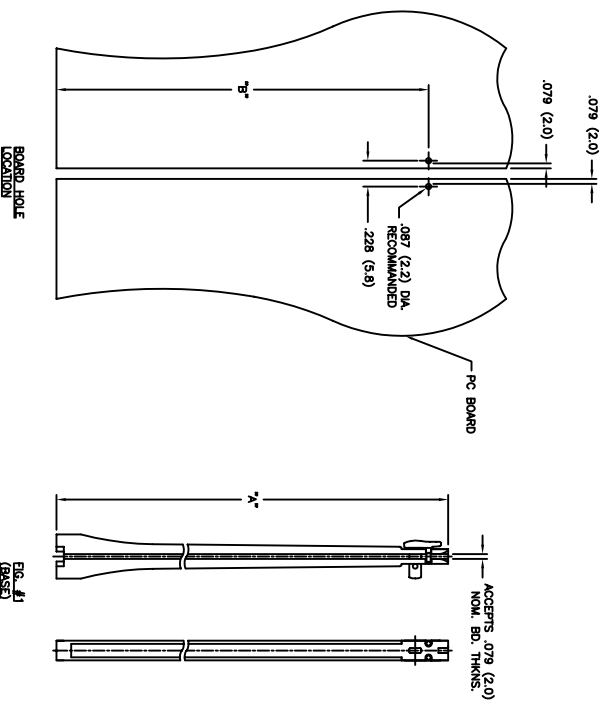


PART NO.	"A"	"B"	METAL INSERT		STD. PACKAGE QUANTITY	FIG. NO.
			M3	4/40		
VMCGN-065-M3-LSWT-K	2.56 (65)	2.24 (57)	X	X	100	1
VMCGN-085-4/40-LSWT			X	X	100	1
VMCGN-105-M3-LSWT-K	4.13 (105)	3.82 (97)	X	X	100	2+3
VMCGN-105-4/40-LSWT			X	X	100	2+3
VMCGN-120-M3-LSWT-K	4.72 (120)	4.41 (112)	X	X	100	1
VMCGN-120-4/40-LSWT			X	X	100	1
VMCGN-160-M3-LSWT-K	6.30 (160)	5.98 (152)	X	X	100	2+3
VMCGN-160-4/40-LSWT			X	X	100	2+3
VMCGN-EX-40	40	32			100	3



- NOTES:
- CARD GUIDE MATERIAL: FLAME RETARDANT POLYSTYRENE (RMS-117).
 - CARD GUIDE COLOR: BLUE.
 - LOCKING SYSTEM COLOR: WHITE (LSWT).
 - CARD GUIDE WITH M3 INSERTS IS SUPPLIED WITH HARDWARE KIT, SUFFIX "-K", (WASHER, LOCK WASHER & M3X8 SCREW).
 - CARD GUIDE WITH 4/40 INSERTS IS NOT SUPPLIED WITH HARDWARE.
 - COMPONENTS:
 - LOCKING BUTTON: POLYOLEFIN (RMS-288)
 - SCREW: STAINLESS STEEL (RMS-228)
 - THREADED INSERT: BRASS (RMS-231)
 - WASHER: STAINLESS STEEL (RMS-228)

B	SEE ECN #1285 FOR CHANGES	SK 02.12.07
A	SEE ECN #518 FOR CHANGES	SM 11/12/02
REV	DESCRIPTION	ENGR DATE

TITLE: VERTICAL MOUNT CARD GUIDE		
TOLERANCES UNLESS NOTED .XX=±.010 .XXX=±.005 FRAC=±1/64 ANG=1°	FILE # VMCGN	DWN: R.D.G.
RE: RICHCO, INC.	MAT'L: SEE NOTES	APP:
Po BOX 804238, CHICAGO, IL 60680 (773) 539-4060	DI: 03/13/01	DI:
SEE TABLE	PART #	DWG IN IN (MM)
CA	PRINT TYPE	FINAL