

Amphenol
2009

Product Introduction

USB 3.0

USB 3.0 GSB3 Series

GSB311B31CEU



Reverse DIP Mid-Mount

GSB311A31CEU



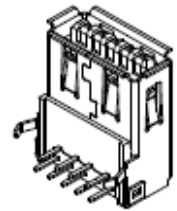
R/A DIP Mid-Mount

GSB316431CEU



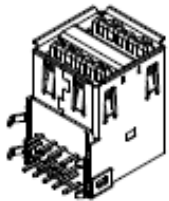
Plug R/A SMT Mid-Mount

GSB311131HR



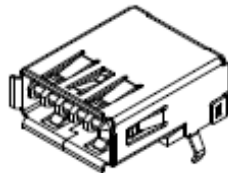
A Type R/A DIP

GSB311231HR



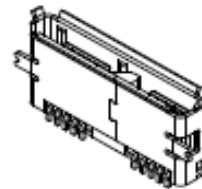
A Type Stack R/A DIP

GSB313131HRX



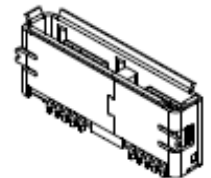
A Type R/A SMT

GSB343131HR



Micro B R/A SMT

GSB353131HR



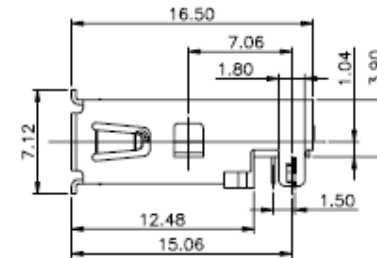
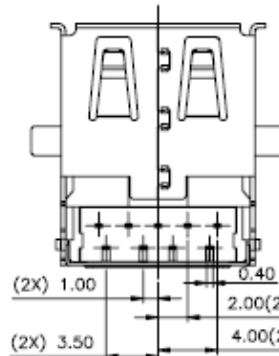
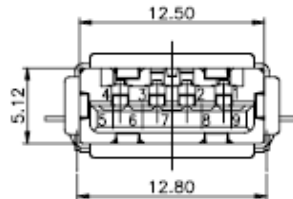
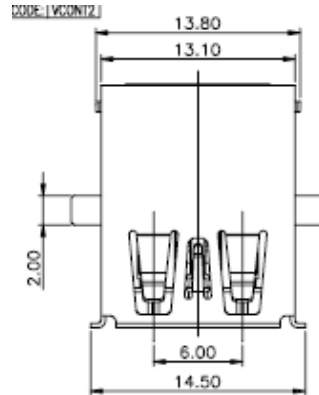
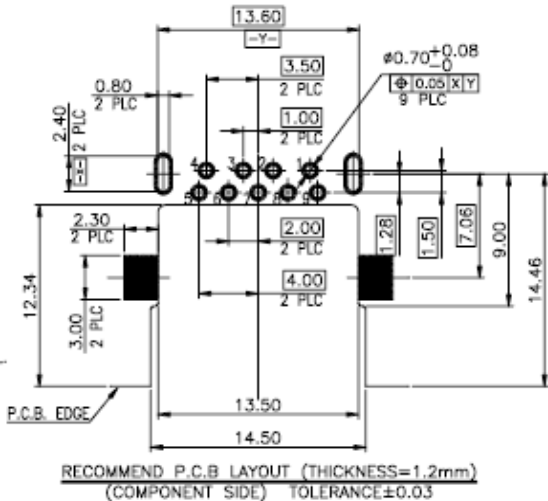
Micro AB R/A SMT

USB 3.0 Reverse DIP Mid-Mount GSB3 Series

GSB311B31CEU



USB 3.0 Reverse DIP Mid-Mount

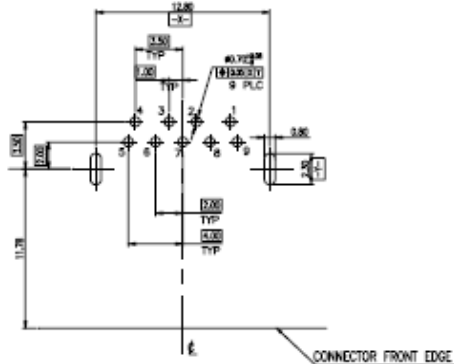


USB 3.0 R/A DIP Mid-Mount GSB3 Series

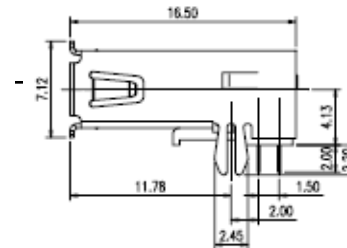
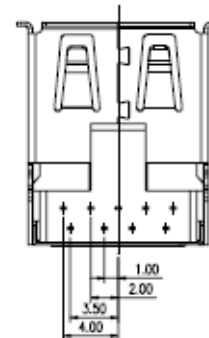
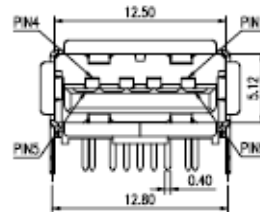
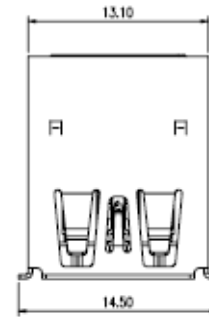
GSB311A31CEU



USB 3.0 R/A DIP Mid-Mount



RECOMMENDED PCB LAYOUT (TOP VIEW)
PCB THICKNESS=1.2mm (TOLERANCE ± 0.03)

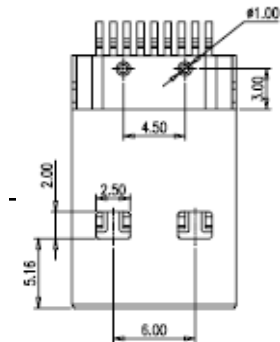
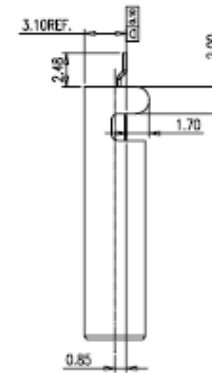
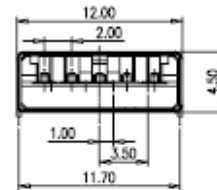
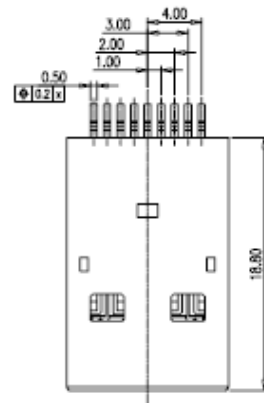
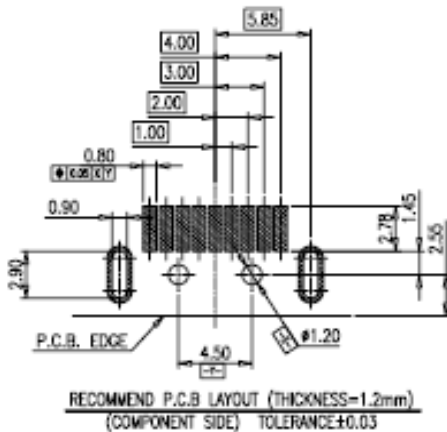


USB 3.0 Plug R/A SMT Mid-Mount GSB3 Series

GSB316431CEU

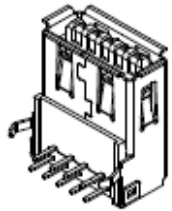


USB 3.0 Plug R/A SMT Mid-Mount

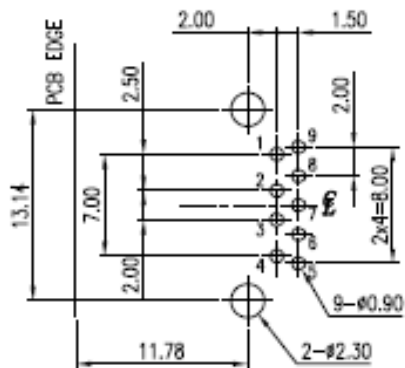


USB 3.0 A Type R/A DIP GSB3 Series

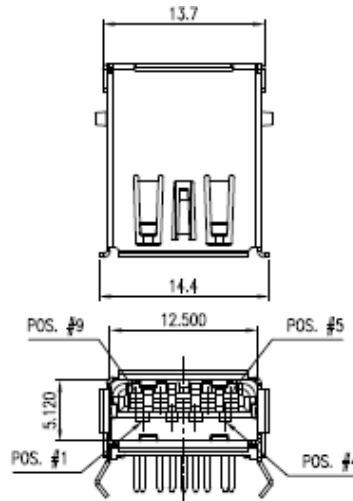
GSB311131HR



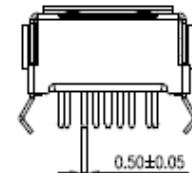
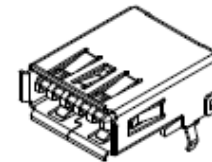
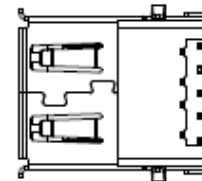
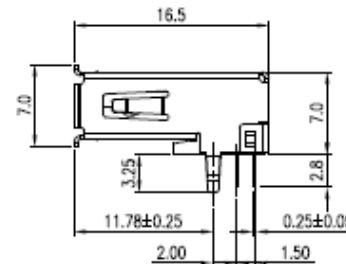
USB 3.0 A Type R/A DIP



RECOMMENDED PCB LAYOUT - TOP VIEW
(GENERAL TOLERANCE: ± 0.05)



LCP, UL 94V-0, COLOR- BLUE (700C)
 COVER: LCP, UL 94V-0, COLOR- BLUE (700C)
 PHOSPHOR BRONZE, 0.25mm THICKNESS,
 2.0mm PITCH



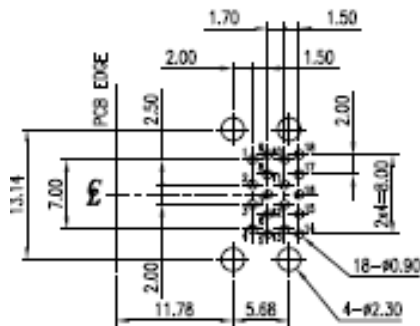
Part No. GSB311131HR AX1

USB 3.0 A Type Stack R/A DIP GSB3 Series

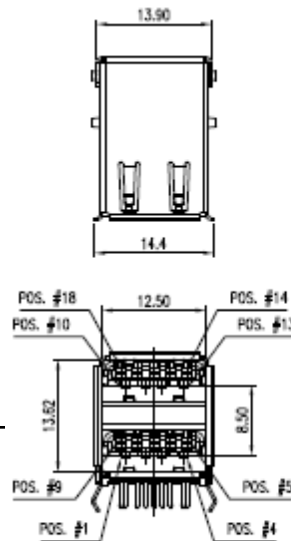
GSB311231HR



USB 3.0 A Type Stack R/A
DIP



RECOMMENDED PCB LAYOUT- TOP VIEW
(GENERAL TOLERANCE: ± 0.05)



COLOR- BLUE (700C)
#4V-0, COLOR- BLUE (700C)
#2E, 0.25mm THICKNESS,
PLATED ON CONTACT AREA,

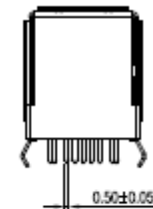
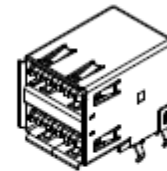
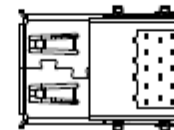
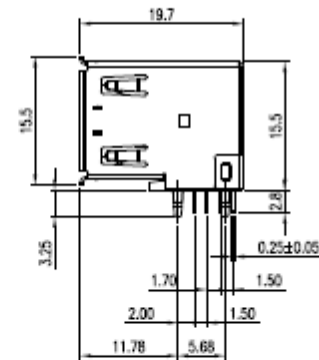
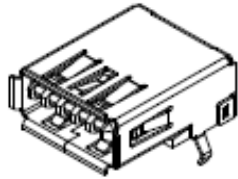


FIG. NO.

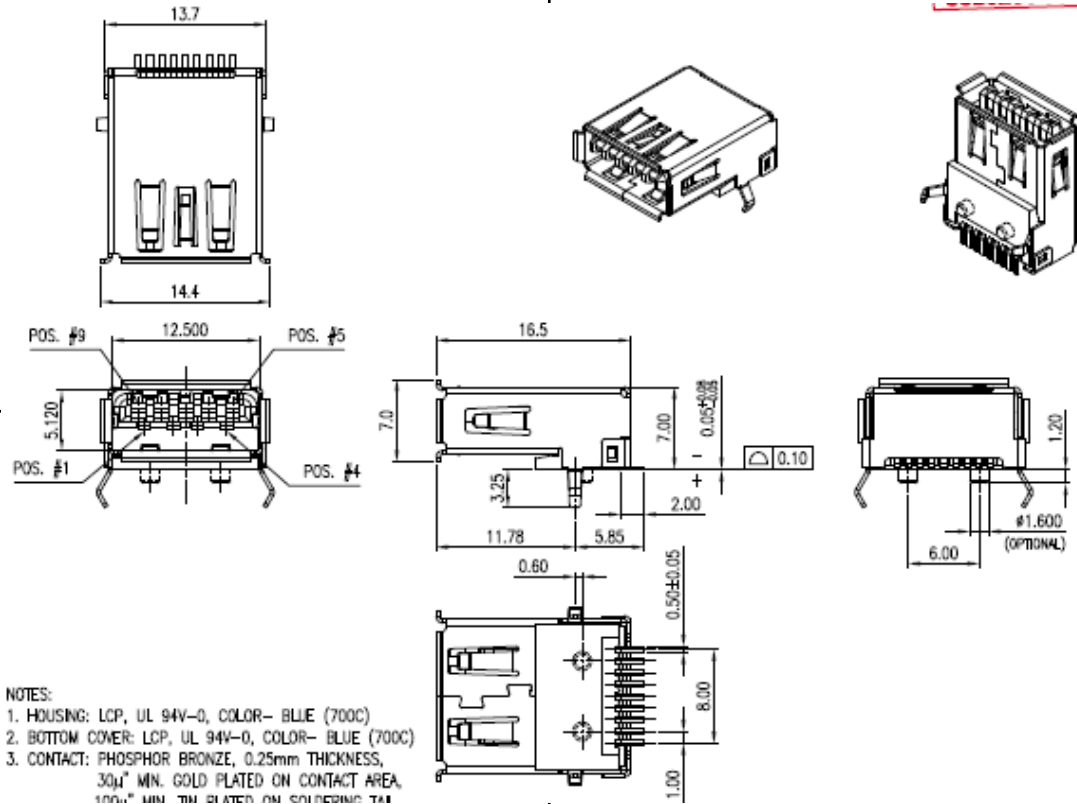
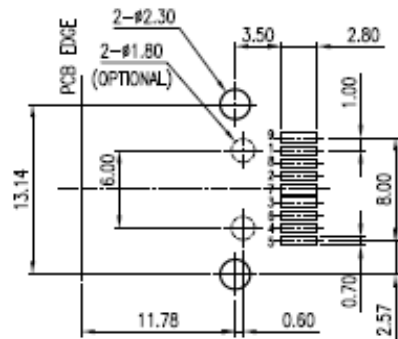
GSB311231HR AX1

USB 3.0 A Type R/A SMT GSB3 Series

GSB313131HRX

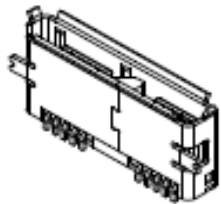


A Type R/A SMT

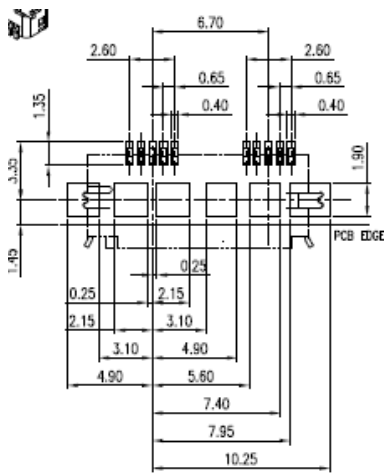


USB 3.0 Micro B R/A SMT GSB3 Series

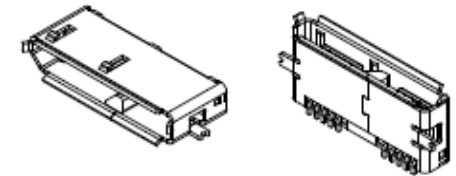
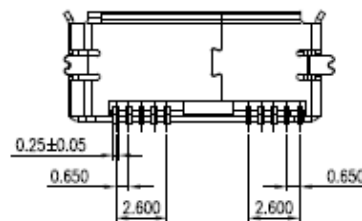
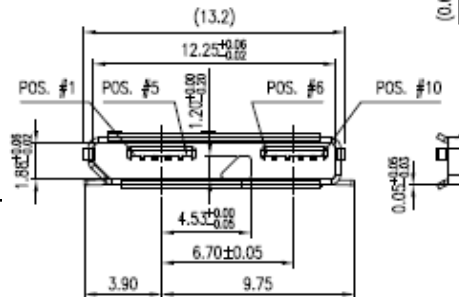
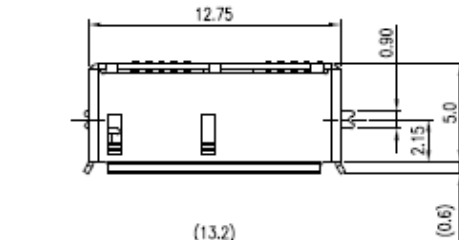
GSB343131HR



Micro B R/A SMT



RECOMMENDED PCB LAYOUT - TOP VIEW
(GENERAL TOL FRANCE: ±0.05)



NOTES:

1. HOUSING: LCP,
2. BOTTOM COVER
3. CONTACT: PHO:
30μ"
100μ"
50μ"
4. METAL SHELL:
100μ"
50μ"
5. THIS PRODUCT PER DIRECTIVE

TOL FRANCE

FIG. No.

GSB343131HR AX1

The background is a solid blue color with a faint, stylized image of a camera lens. The lens is positioned on the left side of the frame, with its various elements and a textured ring visible. The text "The End" is centered in the middle of the frame.

The End