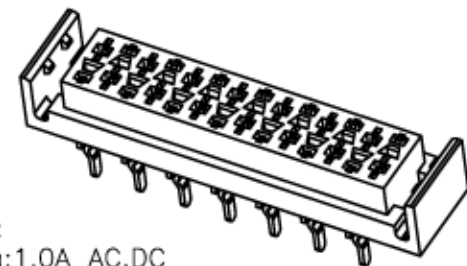


Pos	A	B	C
4	9.70	3.81	5.60
6	12.24	6.35	8.14
8	14.78	8.89	10.68
10	17.32	11.43	13.22
12	19.86	13.97	15.76
14	22.40	16.51	18.30
16	24.94	19.05	20.84
18	27.48	21.59	23.38
20	30.02	24.13	25.92
22	32.56	26.67	28.46
24	35.10	29.21	31.00
26	37.64	31.75	33.54



Specifications:

Current rating:1.0A AC,DC
 Voltage rating:30V AC, DC
 Contact resistance:20m ohm Max
 Insulation resistance:1000M ohm Min
 Withstanding voltage:AC 500V AC/minute
 Operating Temperature:-40°C ~ +105°C

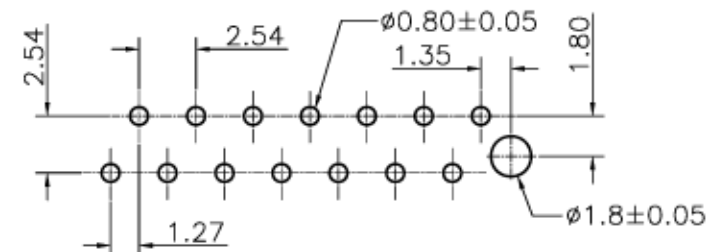
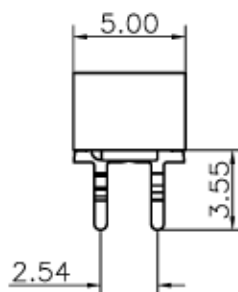
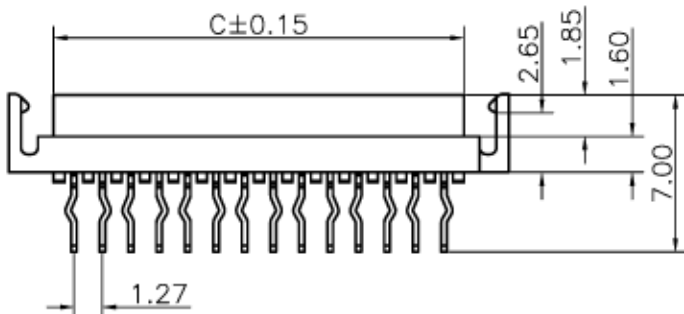
Materials:

Insulator:High Temp Plastic UL94V-0
 Contact material:Phosphor Bronze
 Finish:Tin Plated

How to Order

TMM-X-X-XX-X

- Type
 - 1-IDC Male
 - 2-IDC Plug
 - 3-DIP Male Straight
 - 4-DIP Female Straight
 - 5-DIP Female R/A
 - 6-SMT Female Straight
- Locking System
 - 0-without lock
 - L-with lock
- Packaging
 - 1 - Tape & Reel
 - 2 - Tube
 - 3 - Bag
- Number of Positions
 - 04, 06, 08, 10, 12,
 - 14, 16, 18 or 20



TOLERANCE (mm)	APPROVALS	DATE	TITLE	AMPHENOL Amphenol European Design Center	
X. ±0.3	DRAWN Stephane	2008/04/22	Micro Match Female DIP type w/ Lock	Scale N.A.	Sheet 1 of 1
X.X ±0.1	CHECKED Rob K.	2008/04/23			
X.XX ±0.05	APPROVED Rob K.	2008/04/23			
UNLESS OTHERWISE SPECIFIED	UNIT:	MM	SIZE: A4	DRAWING N°: TMM-4-L-XX-X	REV: A