

## Lucas LED Work Lamps

Delivering all the benefits of LED lighting including long lifespan, low energy consumption and bright output.

LDB902



LDB901

LDB900



### LDB902 Round Work Lamp

10-30V  
9 LED (3W)  
One Bolt Fitting  
1400lm Effective Output

### LDB901 Square Work Lamp

10-30V  
9 LED (3W)  
One Bolt Fitting  
1400lm Effective Output

### LDB900 Magnetic Square Work Lamp

12-24V  
5 LED (3W)  
Magnetic Base  
1080lm Effective output  
Rechargeable Battery  
Working Time: Normal mode - 4 hours, Low power mode - 5 hours, SOS mode - 9 hours

## You know the name. You know the colour.

Our iconic green boxes have been a familiar feature of garages across the globe for decades. That's because we've always provided parts that mechanics trust and keep close at hand to get the job done. That's as true today as it ever was.

Our Lucas Electrical product portfolio covers premium quality components for the automotive aftermarket and boasts market-leading vehicle parc coverage for Automotive Bulbs, Engine Management & Ignition, Lighting & Mirror, Switchgear, Warning & Safety, Window Regulators and Wiper Blades.

Lucas products are driven by engineering excellence and a spirit of innovation that's ensured our continued global success. Our reputation is built on an extensive range, exceptional technical durability and endurance, and outstanding quality.

We've been providing all this for over 135 years – and we're still growing. That's why we've been continuously trading longer than any other automotive component brand in the world.

### Lucas Electrical

27 Roman Way, Coleshill, Birmingham B46 1HQ  
Tel: 01675 466999 Fax: 01675 466686  
Email: [sales@lucaselectrical.co.uk](mailto:sales@lucaselectrical.co.uk)  
[www.lucaselectrical.co.uk](http://www.lucaselectrical.co.uk)



## WARNING AND SAFETY BEACONS & WARNING LIGHTS

Car or commercial, industrial or agricultural, on or off-road, the new and improved range of beacons and work lights from Lucas Electrical has it covered. Halogen, Xenon and LED beacons are available in DIN, flexi DIN, one bolt, three bolt and magnetic fittings for a multitude of applications.



## Gear Driven, Rotating Halogen Beacons





An economical range of gear driven rotating beacons for both on and off-road use. These beacons use popular 12v or 24v halogen bulbs and deliver bright light in all conditions.

LBB722 Euro Style Halogen Beacon			LBB749 Euro Style Halogen Beacon		
	<b>FITTING</b>	ONE BOLT		<b>FITTING</b>	DIN
	<b>DRIVE</b>	GEAR DRIVEN		<b>DRIVE</b>	GEAR DRIVEN
	<b>VOLTAGE</b>	12/24V		<b>VOLTAGE</b>	12/24V
	<b>BULB TYPE</b>	H1* (LLB448/LLB466)		<b>BULB TYPE</b>	H1* (LLB448/LLB466)
	<b>ROAD USE</b>	YES (ECE R65)		<b>ROAD USE</b>	YES (ECE R65)
	<b>EMC</b>	YES (ECE R10)		<b>EMC</b>	YES (ECE R10)
	<b>FLASH/MIN</b>	150		<b>FLASH/MIN</b>	150
LBB755K Euro Style Halogen Beacon			LBB772 Euro Style Halogen Beacon		
	<b>FITTING</b>	THREE BOLT		<b>FITTING</b>	FLEXI-DIN
	<b>DRIVE</b>	GEAR DRIVEN		<b>DRIVE</b>	GEAR DRIVEN
	<b>VOLTAGE</b>	12/24V		<b>VOLTAGE</b>	12/24V
	<b>BULB TYPE</b>	H1* (LLB448/LLB466)		<b>BULB TYPE</b>	H1* (LLB448/LLB466)
	<b>ROAD USE</b>	YES (ECE R65)		<b>ROAD USE</b>	YES (ECE R65)
	<b>EMC</b>	YES (ECE R10)		<b>EMC</b>	YES (ECE R10)
	<b>FLASH/MIN</b>	150		<b>FLASH/MIN</b>	150
LBB760K Euro Style Halogen Beacon			LBB287 Agricultural Style Halogen Beacon		
	<b>FITTING</b>	MAGNETIC		<b>FITTING</b>	FLEXI-DIN
	<b>DRIVE</b>	GEAR DRIVEN		<b>DRIVE</b>	GEAR DRIVEN
	<b>VOLTAGE</b>	12/24V		<b>VOLTAGE</b>	12
	<b>BULB TYPE</b>	H1* (LLB448/LLB466)		<b>BULB TYPE</b>	H1 (LLB448 Included)
	<b>ROAD USE</b>	YES (ECE R65)		<b>ROAD USE</b>	YES (ECE R65)
	<b>EMC</b>	YES (ECE R10)		<b>EMC</b>	YES (ECE R10)
	<b>FLASH/MIN</b>	150		<b>FLASH/MIN</b>	150

\* Dual voltage halogen beacons do not include a bulb.

## Direct Drive, Rotating Halogen Beacons



A Premium range of UK made direct drive rotating beacons for quiet operation on and off-road. These beacons use popular 12v or 24v halogen bulbs and deliver bright light in all conditions.

LBB122 Rotating Halogen Beacon			LBB255K Rotating Halogen Beacon		
	<b>FITTING</b>	ONE BOLT		<b>FITTING</b>	THREE BOLT
	<b>DRIVE</b>	DIRECT DRIVE		<b>DRIVE</b>	DIRECT DRIVE
	<b>VOLTAGE</b>	12/24V		<b>VOLTAGE</b>	12/24V
	<b>BULB TYPE</b>	H1* (LLB448/LLB466)		<b>BULB TYPE</b>	H1* (LLB448/LLB466)
	<b>ROAD USE</b>	YES (ECE R65)		<b>ROAD USE</b>	YES (ECE R65)
	<b>EMC</b>	YES (ECE R10)		<b>EMC</b>	YES (ECE R10)
	<b>FLASH/MIN</b>	160		<b>FLASH/MIN</b>	160
LBB260K Rotating Halogen Beacon			LBB272 Rotating Halogen Beacon		
	<b>FITTING</b>	MAGNETIC		<b>FITTING</b>	FLEXI-DIN
	<b>DRIVE</b>	DIRECT DRIVE		<b>DRIVE</b>	DIRECT DRIVE
	<b>VOLTAGE</b>	12/24V		<b>VOLTAGE</b>	12/24V
	<b>BULB TYPE</b>	H1* (LLB448/LLB466)		<b>BULB TYPE</b>	H1* (LLB448/LLB466)
	<b>ROAD USE</b>	YES (ECE R65)		<b>ROAD USE</b>	YES (ECE R65)
	<b>EMC</b>	YES (ECE R10)		<b>EMC</b>	YES (ECE R10)
	<b>FLASH/MIN</b>	160		<b>FLASH/MIN</b>	160

\* Dual voltage halogen beacons do not include a bulb.

## Xenon Beacons

For off-road applications, these beacons generate a high intensity flash from the integral xenon tube. Xenon beacons have no rotating parts so benefit from a longer life expectancy and lower current draw.

LBB189 Xenon Beacon			LBB190 Xenon Beacon		
	<b>FITTING</b>	ONE BOLT		<b>FITTING</b>	THREE BOLT
	<b>VOLTAGE</b>	10-48V		<b>VOLTAGE</b>	10-48V
	<b>BULB TYPE</b>	XENON TUBE		<b>BULB TYPE</b>	XENON TUBE
	<b>ROAD USE</b>	NO		<b>ROAD USE</b>	NO
	<b>EMC</b>	YES (ECE R10)		<b>EMC</b>	YES (ECE R10)
	<b>FLASH/MIN</b>	75		<b>FLASH/MIN</b>	75



## High Powered LED Beacons

A Premium range of higher powered LED beacons utilising either a high quantity of surface mounted diodes (SMD) or high powered 3W LEDs for ultimate brightness and visibility. LBB300 series beacons can be used on the road.


LBB202L LED Beacon			LBB203L LED Beacon		
	<b>FITTING</b>	THREE BOLT		<b>FITTING</b>	MAGNETIC
	<b>VOLTAGE</b>	12-24V		<b>VOLTAGE</b>	12-24V
	<b>BULB TYPE</b>	60 LED (SMD)		<b>BULB TYPE</b>	60 LED (SMD)
	<b>ROAD USE</b>	NO		<b>ROAD USE</b>	NO
	<b>EMC</b>	YES (ECE R10)		<b>EMC</b>	YES (ECE R10)
	<b>FLASH</b>	360°, INTERMITTENT		<b>FLASH/MIN</b>	360°, INTERMITTENT
LBB204L LED Beacon			LBB205L LED Beacon		
	<b>FITTING</b>	FLEXI-DIN		<b>FITTING</b>	MAGNETIC
	<b>VOLTAGE</b>	12-24V		<b>VOLTAGE</b>	12-24V
	<b>BULB TYPE</b>	60 LED (SMD)		<b>BULB TYPE</b>	60 LED (SMD)
	<b>ROAD USE</b>	NO		<b>ROAD USE</b>	NO
	<b>EMC</b>	YES (ECE R10)		<b>EMC</b>	YES (ECE R10)
	<b>FLASH</b>	360°, INTERMITTENT		<b>FLASH/MIN</b>	360°, INTERMITTENT
LBB302L LED Beacon			LBB303L LED Beacon		
	<b>FITTING</b>	THREE BOLT		<b>FITTING</b>	MAGNETIC
	<b>VOLTAGE</b>	12-24V		<b>VOLTAGE</b>	12-24V
	<b>BULB TYPE</b>	16 LED (3W)		<b>BULB TYPE</b>	16 LED (3W)
	<b>ROAD USE</b>	YES (ECE R65)		<b>ROAD USE</b>	YES (ECE R65)
	<b>EMC</b>	YES (ECE R10)		<b>EMC</b>	YES (ECE R10)
	<b>FLASH</b>	360°, INTERMITTENT		<b>FLASH/MIN</b>	360°, INTERMITTENT
LBB304L LED Beacon			LBB305L LED Beacon		
	<b>FITTING</b>	FLEXI-DIN		<b>FITTING</b>	MAGNETIC
	<b>VOLTAGE</b>	12-24V		<b>VOLTAGE</b>	12-24V
	<b>BULB TYPE</b>	16 LED (3W)		<b>BULB TYPE</b>	40 LED (SMD)
	<b>ROAD USE</b>	YES (ECE R65)		<b>ROAD USE</b>	YES (ECE R65)
	<b>EMC</b>	YES (ECE R10)		<b>EMC</b>	YES (ECE R10)
	<b>FLASH</b>	360°, INTERMITTENT		<b>FLASH</b>	360°, INTERMITTENT

## LED Beacons

Delivering all the benefits of LED lighting including long lifespan, low energy consumption and bright output. Our standard LED beacons are a great value alternative to traditional Halogen or Xenon beacons.

LBB287L Agricultural Style LED Beacon			LBB104L LED Beacon		
	<b>FITTING</b>	FLEXI-DIN		<b>FITTING</b>	FLEXI-DIN
	<b>VOLTAGE</b>	12-24V		<b>VOLTAGE</b>	12-30V
	<b>BULB TYPE</b>	8 LED		<b>BULB TYPE</b>	10x LED
	<b>ROAD USE</b>	YES (ECE R65)		<b>ROAD USE</b>	NO
	<b>EMC</b>	YES (ECE R10)		<b>EMC</b>	YES (ECE R10)
	<b>FLASH</b>	360°, INTERMITTENT		<b>FLASH/MIN</b>	65

LBB103L LED Beacon			LBB102L LED Beacon		
	<b>FITTING</b>	MAGNETIC		<b>FITTING</b>	THREE BOLT
	<b>VOLTAGE</b>	12-30V		<b>VOLTAGE</b>	12-30V
	<b>BULB TYPE</b>	10x LED		<b>BULB TYPE</b>	10x LED
	<b>ROAD USE</b>	NO		<b>ROAD USE</b>	NO
	<b>EMC</b>	YES (ECE R10)		<b>EMC</b>	YES (ECE R10)
	<b>FLASH/MIN</b>	65		<b>FLASH/MIN</b>	65

LBB101L LED Beacon		
	<b>FITTING</b>	ONE BOLT
	<b>VOLTAGE</b>	12-30V
	<b>BULB TYPE</b>	10x LED
	<b>ROAD USE</b>	NO
	<b>EMC</b>	YES (ECE R10)
	<b>FLASH/MIN</b>	65

**LBBG Green Lens**  
Green lenses are used to convert our LBB101L, LBB102L and LBB103L beacons for use in seat belt monitoring systems.

**LBBA Amber Lens**  
Fits LBB101L, LBB102L and LBB103L beacons



AMBER AND GREEN REPLACEMENT LENSES AVAILABLE FOR LBB101L, LBB102L & LBB103L