



**Zakład Mechaniki i Elektroniki  
ZAMEL sp.j.**  
J.W. Dzida, K. Łodzińska

**zAMEL**

ul. Zielona 27, 43-200 Pszczyna, Poland  
Tel. +48 (32) 210 46 65, Fax +48 (32) 210 80 04  
[www.zamelcet.com](http://www.zamelcet.com), e-mail: [marketing@zamel.pl](mailto:marketing@zamel.pl)

### DESCRIPTION

The LKM-03 power supply indicator is designed for single-phase system voltage signalling. Voltage presence is being signalled by means of a high-brightness LED. Various LED colour versions are available (red, green, yellow).

### FEATURES

- Single-phase voltage presence optical signalling,
- High-brightness LED applied,
- High durability optical indicator applied,
- Various LED colours available,
- Easy applicable together with atypical systems,
- monomodular casing,
- TH-35 DIN rail installation.

### TECHNICAL DATA

LKM-03	
Power terminals:	L, N
Rated voltage:	230 V~
Rated voltage tolerance:	-15 ÷ +10 %
Rated frequency:	50 / 60 Hz
Rated current for 10/20/30 versions:	3,5 mA / 15 mA / 15 mA
Power supply indicator:	LED
Number of terminal clamps:	2
Section of connecting cables:	0,2 ÷ 2,5 mm <sup>2</sup>
Ambient temperature range:	-20 ÷ +45 °C
Operating position:	freely
Mounting:	rail TH 35 (PN-EN 60715)
Protection degree:	IP20 (PN-EN 60529)
Protection level:	II
Overvoltage category:	II
Pollution degree:	2
Dimensions:	monomodular (17,5 mm) 90x17,5x66 mm
Weight:	45 g
Reference standards:	PN-EN 60947-5-1



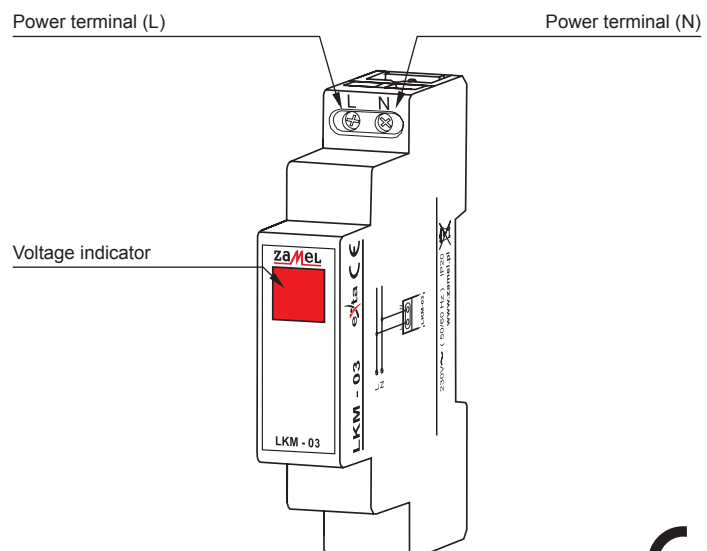
### CAUTION

The device is designed for three-phase installation and must be installed in accordance with standards valid in a particular country. The device should be connected according to the details included in this operating manual. Installation, connection and control should be carried out by a qualified electrician staff, who act in accordance with the service manual and the device functions. Disassembling of the device is equal with a loss of guarantee and can cause electric shock. Before installation make sure the connection cables are not under voltage. The cruciform head screwdriver 3,5 mm should be used to instal the device. Improper transport, storage, and use of the device influence its wrong functioning. It is not advisable to instal the device in the following cases: if any device part is missing or the device is damaged or deformed. In case of improper functioning of the device contact the producer.



The symbol means selective collecting of electrical and electronic equipment. It is forbidden to put the used equipment together with other waste

### APPERANCE

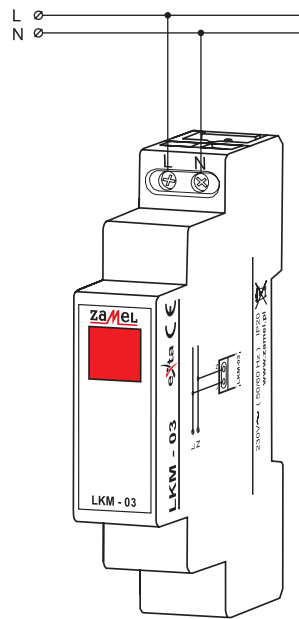


## MOUNTING, FUNCTIONING

1. Disconnect the power supply from the mains by the phase fuse, the circuit-breaker or the switch-disconnector that are joined to the proper circuit,
2. Check if there is no voltage on connection cables by means of a special measure equipment,
3. Install LKM-03 device in the switchboard on TH-35 DIN rail,
4. Connect the cables with the terminals according to installing diagram,
5. Switch on the power supply from the mains.

The device is ready to work just right after its appropriate connecting. The LED indicator signals voltage presence of the selected phase wire. In case of the voltage lack LED does not light.

## CONNECTING



## TIME DIAGRAMMS



## PRODUCT FAMILY

LKM-03 power supply indicator belongs to LKM voltage indicators family.

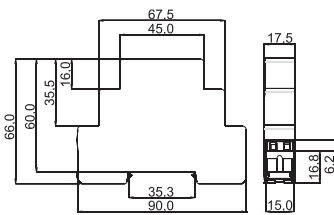
### LKM-xx-xx

Colour version:  
 10 - red LED (not applied to LKM-04, LKM-05)  
 20 - green LED (not applied to LKM-04, LKM-05)  
 30 - yellow LED (not applied to LKM-04, LKM-05)  
 40 - LED yellow, green, red (not applied to LKM-03)

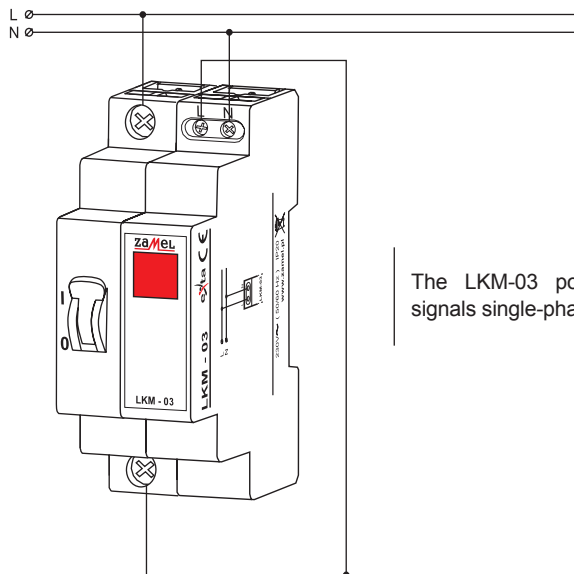
Device version:  
 01 - three-phase power supply with neutral wire N  
 02 - three-phase power supply without neutral wire N  
 03 - single-phase power supply with neutral wire N, high brightness LED  
 04 - three-phase power supply with neutral wire N, high brightness LEDs  
 05 - three-phase power supply with neutral wire N, high brightness LEDs

Device symbol

## DIMENSIONS

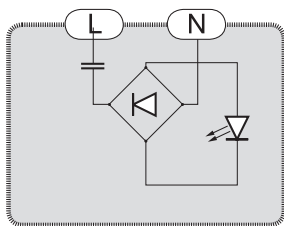


## APPLICATION



The LKM-03 power supply indicator signals single-phase voltage presence.

## INNER DIAGRAM



## WARRANTY CARD

There is 24 months guarantee on the product

Salesman stamp and signature, date of sale

1. ZMIE ZAMEL SP. J. assures 24 months guarantee for the product.
2. The manufacturer's guarantee does not cover any of the following actions:
  - a) mechanical damage during transport, loading / unloading or under other circumstances,
  - b) damage caused by incorrect product mounting or misuse,
  - c) damage caused by unauthorised modifications made by the PURCHASER or any third parties to the product or any other devices needed for the product functioning,
  - d) damage caused by Act of God or any other incidents independent of the manufacturer.
3. The PURCHASER shall lay any claims in writing to the dealer or ZMIE ZAMEL SP. J.
4. ZMIE ZAMEL SP. J. is liable for processing any claim according to current Polish legislation.
5. ZMIE ZAMEL SP. J. shall process the claim at its own discretion: product repair, replacement or money return.
6. The manufacturer's guarantee is valid in the Republic of Poland.
7. The PURCHASER's statutory rights in any applicable legislation whether against the retailer arising from the purchase contract or otherwise are not affected by this warranty.