

ILLUMINATED PUSH BUTTON SWITCHES, IP65

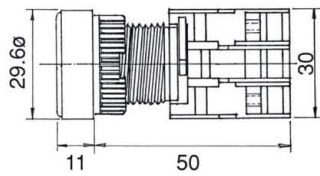


Type	Mounting hole	Voltage	No. of contact	Type of contact	Lens colour	Bulb type
LBF, LXB: GLBF, PFL, GPFL: Flat head LBS: Square head	22 : 22ø 30 : 30ø	1: 110V 2: 220V	1 2	O: N/O(a) C: N/C(b)	● R: Red ● G: Green ● Y: Yellow ● BL: Blue ○ W: White	L: Led F: Filament bulb N: Neon lamp
LBL, LXL: Long head LXG: Guard head LXLS: Long head square LXGS: Guard head square		3: 380V 4: 440V 5: 6V 6: 12V 7: 24V	3 4	O/C: N/O+N/C 1a+1b		
EBL, LXE EPFL: Mushroom head 40ø BLXE: Mushroom head 60ø LXES: Mushroom head square 40ø						

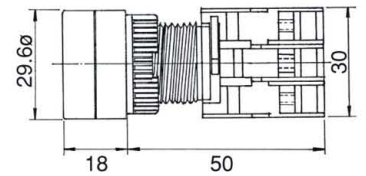
LXB22-1/O  
LXB22-1/C



LXB22-1O/C



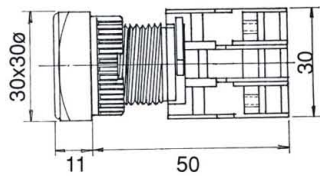
LXG22-1/O



LBS22-1/O  
LBS22-1/C



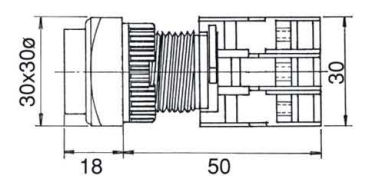
LBS22-1O/C



LXLS22-1/O  
LXLS22-1/C



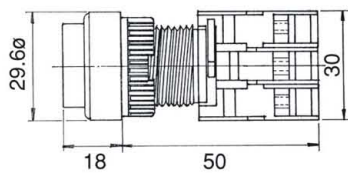
LXLS22-1O/C



LXL22-1/O  
LXL22-1/C



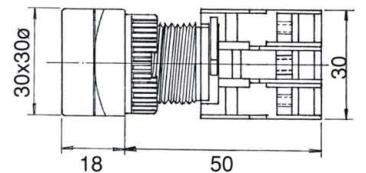
LXL22-1O/C



LXGS22-1/O  
LXGS22-1/C



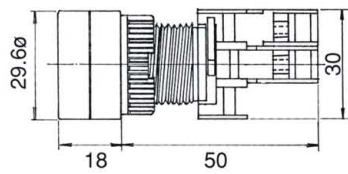
LXGS22-1O/C



LXG22-1/O  
LXG22-1/C



LXG22-1O/C



LXE22-1/O  
LXE22-1/C



LXE22-1O/C

