

Product data sheet

Specifications



inductive sensor XS2 M18, L60mm, brass, Sn8mm, 12..24VDC, cable 2m

XS2M18KP340

Main

| | |
|------------------------------------|--|
| Range of product | Telemecanique Inductive proximity sensors XS |
| Series name | General purpose |
| Sensor type | Inductive proximity sensor |
| Sensor name | XS2 |
| Sensor design | Cylindrical M18 |
| Size | 64 mm |
| Body type | Fixed |
| Detector flush mounting acceptance | Non flush mountable |
| Material | Metal |
| Type of output signal | Discrete |
| Wiring technique | 4-wire |
| [Sn] nominal sensing distance | 8 mm |
| Discrete output function | 1 NO or 1 NC programmable |
| Output circuit type | DC |
| Discrete output type | PNP and NPN |
| Electrical connection | Cable |
| Cable length | 2 m |
| [Us] rated supply voltage | 12...24 V DC with reverse polarity protection |
| Switching capacity in mA | <= 200 mA with overload and short-circuit protection |
| IP degree of protection | IP68 double insulation conforming to IEC 60529 |

Complementary

| | |
|---------------------|---------------------|
| Thread type | M18 x 1 |
| Detection face | Frontal |
| Front material | PPS |
| Enclosure material | Nickel plated brass |
| Operating zone | 0...6.4 mm |
| Differential travel | 1...15% of Sr |

| | |
|--------------------------|------------------------------|
| Cable composition | 4 x 0.22 mm ² |
| Wire insulation material | PvR |
| Status LED | Output state: 1 LED (yellow) |
| Supply voltage limits | 10...36 V DC |
| Switching frequency | <= 2000 Hz |
| Maximum voltage drop | <2.6 V (closed) |
| Current consumption | 0...10 mA no-load |
| Maximum delay first up | 5 ms |
| Maximum delay response | 0.15 ms |
| Maximum delay recovery | 0.35 ms |
| Marking | CE |
| Threaded length | 44 mm |
| Length | 64 mm |
| Net weight | 0.12 kg |

Environment

| | |
|---------------------------------------|---|
| Product certifications | UL CSA |
| Ambient air temperature for operation | -25...70 °C |
| Ambient air temperature for storage | -40...85 °C |
| Vibration resistance | 25 gn amplitude = +/- 2 mm (f = 10...55 Hz) conforming to IEC 60068-2-6 |
| Shock resistance | 50 gn for 11 ms conforming to IEC 60068-2-27 |

Packing Units

| | |
|------------------------------|----------|
| Unit Type of Package 1 | Db |
| Number of Units in Package 1 | 1 |
| Package 1 Height | 5.3 cm |
| Package 1 Width | 8.2 cm |
| Package 1 Length | 15.7 cm |
| Package 1 Weight | 114.0 g |
| Unit Type of Package 2 | Doboz |
| Number of Units in Package 2 | 44 |
| Package 2 Height | 30 cm |
| Package 2 Width | 30 cm |
| Package 2 Length | 40 cm |
| Package 2 Weight | 6.124 kg |

Offer Sustainability

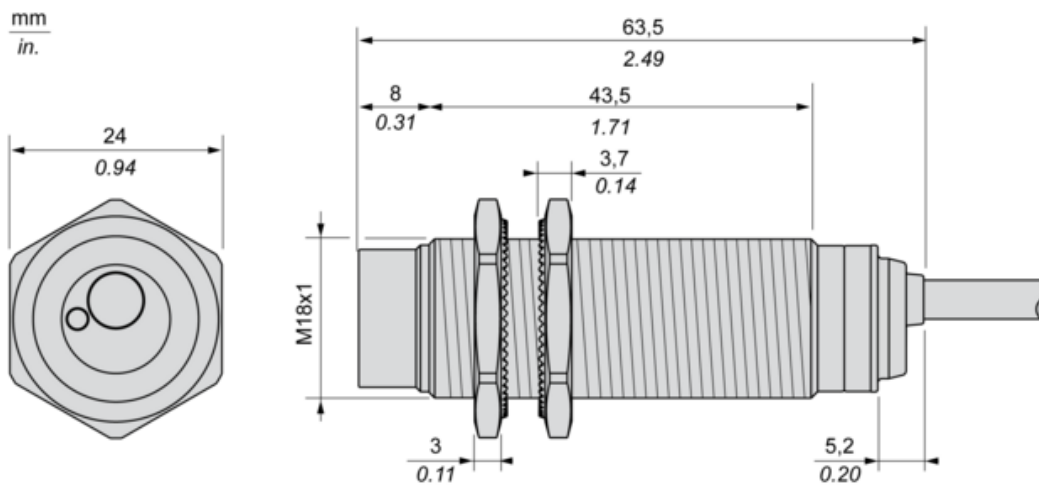
| | |
|--------------------------|---|
| Sustainable offer status | Green Premium product |
| REACH Regulation | REACH Declaration |
| EU RoHS Directive | Pro-active compliance (Product out of EU RoHS legal scope) EU RoHS Declaration |
| Mercury free | Yes |

| | |
|-----------------------------------|---|
| RoHS exemption information | Yes |
| Environmental Disclosure | Product Environmental Profile |
| Circularity Profile | End of Life Information |
| California proposition 65 | WARNING: This product can expose you to chemicals including: Diisononyl phthalate (DINP), which is known to the State of California to cause cancer, and Di-isodecyl phthalate (DIDP), which is known to the State of California to cause birth defects or other reproductive harm. For more information go to www.P65Warnings.ca.gov |

Contractual warranty

| | |
|-----------------|-----------|
| Warranty | 18 months |
|-----------------|-----------|

Dimensions



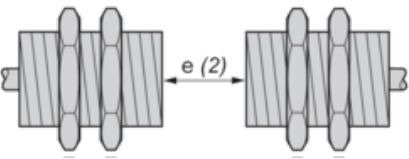
Minimum Mounting Distances

Side by side



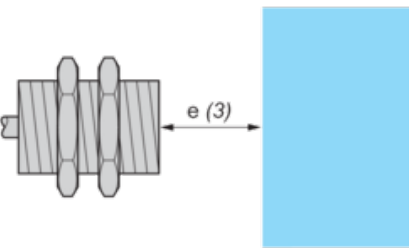
$e (1) \geq 32 \text{ mm}/1.26 \text{ in.}$

Face to face



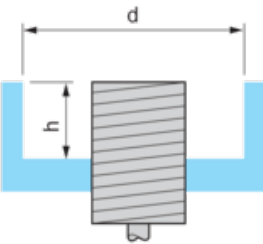
$e (2) \geq 96 \text{ mm}/3.78 \text{ in.}$

Facing a metal object



$e (3) \geq 24 \text{ mm}/0.94 \text{ in.}$

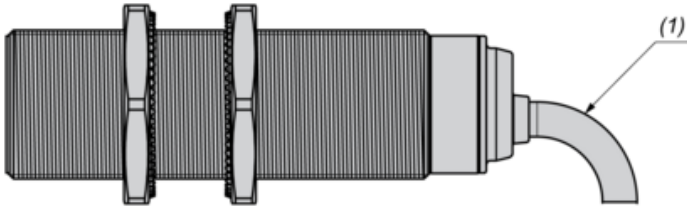
Mounted in a metal support



$d \geq 56 \text{ mm}/2.20 \text{ in.}$

$h \geq 16 \text{ mm}/0.63 \text{ in.}$

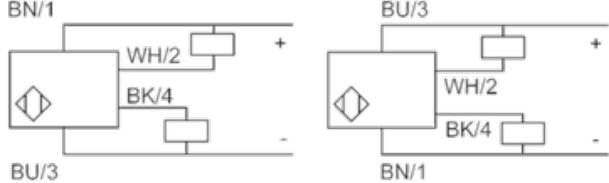
Mounting



(1) Bending cable: 4 x external cable diameter

Wiring Schemes

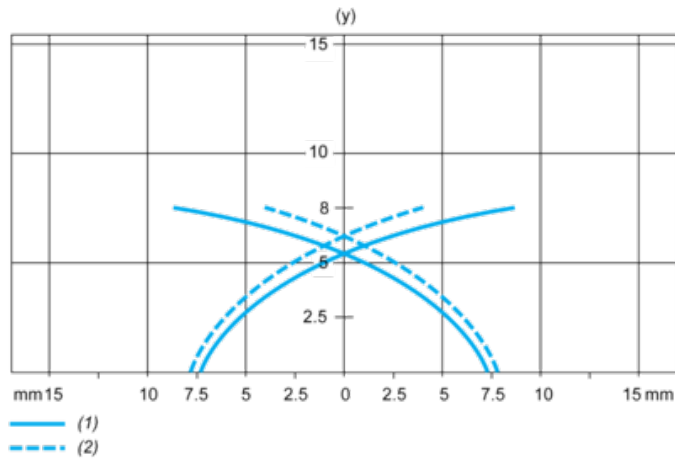
4-Wire DC, PNP/NPN, NO or NC Output



- BU** : Blue
- BN** : Brown
- BK** : Black
- WH** : White

Performance Curves

Standard Steel Target : 24x24x1 mm



- (1) Pick-up points
- (2) Drop-out points (object approaching from the side)
- (y) Sensing distance in mm

Recommended replacement(s)