

Product data sheet

Specifications



Inductive proximity sensors XS,
inductive sensor XS1 M5, L28mm,
brass, Sn1mm, 5..24VDC, cable 2m

XS1N05NB310

Main

Range of product	Telemecanique Inductive proximity sensors XS
Series name	General purpose
Sensor type	Inductive proximity sensor
Device application	-
Sensor name	XS1
Sensor design	Cylindrical M5
Size	28 mm
Body type	Fixed
Detector flush mounting acceptance	Flush mountable
Material	Metal
Type of output signal	Discrete
Wiring technique	3-wire
[Sn] nominal sensing distance	1 mm
Discrete output function	1 NC
Output circuit type	DC
Discrete output type	NPN
Electrical connection	Cable
Cable length	2 m
[Us] rated supply voltage	5...24 V DC
Switching capacity in mA	<= 100 mA with overload and short-circuit protection
IP degree of protection	IP67 conforming to IEC 60529

Complementary

Thread type	M5 x 0.5
Detection face	Frontal
Front material	PPS
Enclosure material	Nickel plated brass
Operating zone	0...0.8 mm

Cable composition	3 x 0.11 mm ²
Wire insulation material	PvR
Status LED	Output state: 1 LED (yellow)
Supply voltage limits	5...30 V DC
Switching frequency	<= 5000 Hz
Maximum voltage drop	<2 V (closed)
Current consumption	<= 10 mA no-load
Maximum delay first up	5 ms
Maximum delay response	1 ms
Maximum delay recovery	1 ms
Marking	CE
Threaded length	24 mm
Length	28 mm

Environment

Product certifications	CSA UL
Ambient air temperature for operation	-25...70 °C
Ambient air temperature for storage	-40...85 °C
Vibration resistance	25 gn amplitude = +/- 2 mm (f = 10...55 Hz) conforming to IEC 60068-2-6
Shock resistance	50 gn for 11 ms conforming to IEC 60068-2-27

Packing Units

Unit Type of Package 1	PCE
Number of Units in Package 1	1
Package 1 Height	4.5 cm
Package 1 Width	8 cm
Package 1 Length	14.8 cm
Package 1 Weight	63 g

Offer Sustainability

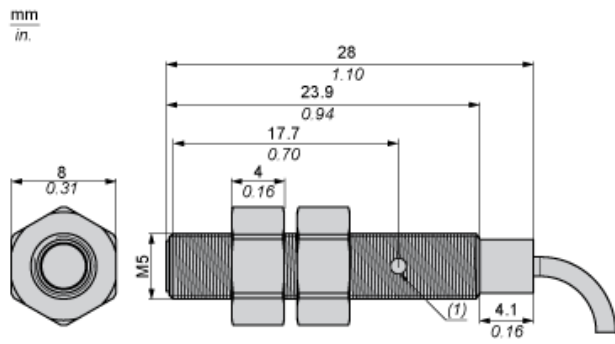
Sustainable offer status	Green Premium product
REACH Regulation	REACH Declaration
EU RoHS Directive	Pro-active compliance (Product out of EU RoHS legal scope) EU RoHS Declaration
Mercury free	Yes
RoHS exemption information	Yes
Environmental Disclosure	Product Environmental Profile
Circularity Profile	End of Life Information
California proposition 65	WARNING: This product can expose you to chemicals including: Diisononyl phthalate (DINP), which is known to the State of California to cause cancer, and Di-isodecyl phthalate (DIDP), which is known to the State of California to cause birth defects or other reproductive harm. For more information go to www.P65Warnings.ca.gov

Contractual warranty

Warranty

18 months

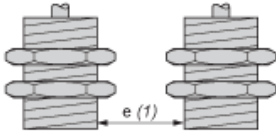
Dimensions



(1) LED

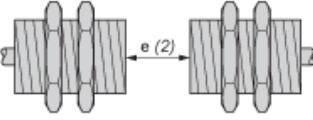
Minimum Mounting Distances in mm

Side by side



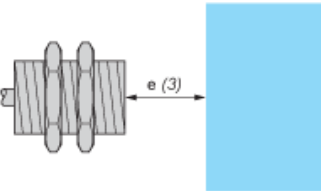
e (1) ≥ 2 mm/0.79 in.

Face to face



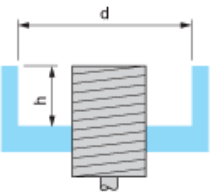
e (2) ≥ 12 mm/0.47 in.

Facing a metal object



e (3) ≥ 3 mm/0.12 in.

Mounted in a metal support

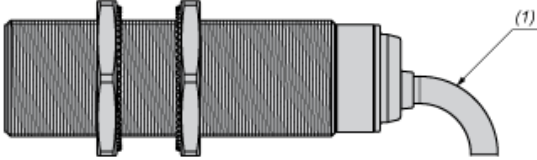


d ≥ 5 mm/0.17 in.

h ≥ 0 mm/0 in.

Tightening torque : 1.6 N.m. (values obtained with washers mounted)

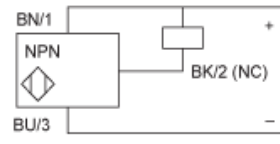
Mounting



(1) Bending cable: 4 x external cable diameter

Wiring Schemes

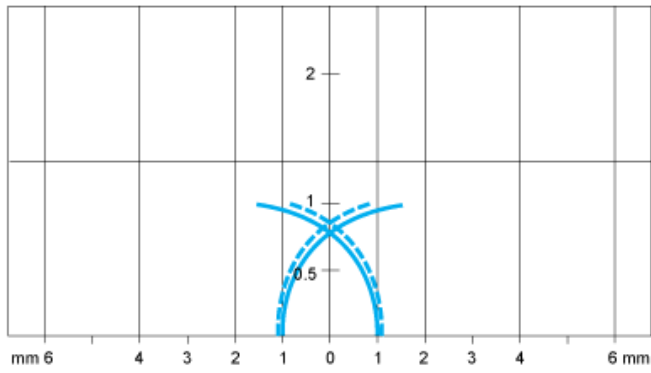
NPN



- BU :** Blue
- BN :** Brown
- BK :** Black

Performance Curves

Standard Steel Target (mm) : 5x5x1



- Pick-up points
- - - - Drop-out points (object approaching from the side)
- (y) Sensing distance in mm

Recommended replacement(s)