

Tin snips "pelican" type

592R-PLUS/7DP



Profiles



Product features

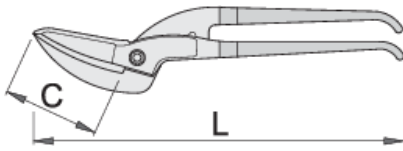
- material: premium hard chrome vanadium steel
- drop forged
- blades induction hardened
- double plastic dipped handles
- surface finish: lacquered



Advantages:

- 10 times greater durability
- inserted HSS blade hardness 64 HRC
- extremely stronger inserted blade
- faster and more comfortable use
- wide range of use
- ergonomically designed handles for faster and easier use
- Inserted blade for longer working life.

Usage:


- for cutting sanded sheet metal by 400N/mm² thickness up to 1,5mm



	L	C	
613196	350	65	880

* Images of products are symbolic. All dimensions are in mm, and weight in grams. All listed dimensions may vary in tolerance.

Photo (pictures)



Safety tips



- Never hammer, or use your foot to get extra pressure on the cutting edges.
- Be careful of sharp edges on the cutting edges of these tools.
- Use only hand pressure for cutting.
- Never hammer, or use your foot to get extra pressure on the cutting edges.
- Snips should be carefully put away after use. Wipe the cutting edges with a lightly oiled rag.
- Oil the pivot bolt on the snips occasionally.



- Don't try to cut sharp curves with straight cut snips.
- Don't sharpen a snip blade.
- Don't use snips as a hammer, screwdriver or pry bar. Use proper tools for the job.
- Don't store snips in a drawer with other tools. Tools with cutting edges should always be treated with extra respect.

Frequently asked questions

Can a left-handed person use right-handed cutters?

Yes, the left-handed or right-handed scissors are intended for the direction of the radius cut.