


Feed-through terminal block - UK 5 - 3004016

Please be informed that the data shown in this PDF Document is generated from our Online Catalog. Please find the complete data in the user's documentation. Our General Terms of Use for Downloads are valid (<http://phoenixcontact.com/download>)



Feed-through terminal block, Connection method: Screw connection, Cross section: 0.2 mm² - 4 mm², AWG: 24 - 10, Width: 6.2 mm, Color: gray, Mounting type: NS 35/7,5, NS 35/15, NS 32

Key Commercial Data

| | |
|--------------------------------------|---|
| Packing unit | 50 pc |
| GTIN |  4 017918 090562 |
| Weight per Piece (excluding packing) | 10.01 g |
| Custom tariff number | 85369010 |
| Country of origin | Germany |

Technical data

General

| | |
|--|-------------------------------------|
| Number of levels | 1 |
| Number of connections | 2 |
| Nominal cross section | 5 mm ² |
| Color | gray |
| Insulating material | PA |
| Flammability rating according to UL 94 | V0 |
| Rated surge voltage | 8 kV |
| Degree of pollution | 3 |
| Overvoltage category | III |
| Insulating material group | I |
| Nominal current I _N | 32 A |
| Nominal voltage U _N | 800 V |
| Open side panel | ja |
| Shock protection test specification | DIN EN 50274 (VDE 0660-514):2002-11 |
| Back of the hand protection | guaranteed |
| Finger protection | guaranteed |
| Result of surge voltage test | Test passed |
| Surge voltage test setpoint | 9.8 kV |

Feed-through terminal block - UK 5 - 3004016

Technical data

General

| | |
|---|--|
| Result of the test for mechanical stability of terminal points (5 x conductor connection) | Test passed |
| Result of bending test | Test passed |
| Bending test rotation speed | 10 rpm |
| Bending test turns | 135 |
| Bending test conductor cross section/weight | 0.2 mm ² / 0.2 kg |
| | 1.5 mm ² / 0.4 kg |
| | 4 mm ² / 0.9 kg |
| Tensile test result | Test passed |
| Conductor cross section tensile test | 0.2 mm ² |
| Tractive force setpoint | 20 N |
| Conductor cross section tensile test | 1.5 mm ² |
| Tractive force setpoint | 80 N |
| Conductor cross section tensile test | 4 mm ² |
| Tractive force setpoint | 120 N |
| Result of tight fit on support | Test passed |
| Tight fit on carrier | NS 32/NS 35 |
| Setpoint | 1 N |
| Result of voltage-drop test | Test passed |
| Requirements, voltage drop | $U_1 \leq 3.2 \text{ mV}; U_2 \leq 1.5 \times U_1$ |
| Result of temperature-rise test | Test passed |

Dimensions

| | |
|------------------|---------|
| Width | 6.2 mm |
| Length | 42.5 mm |
| Height NS 35/7,5 | 47 mm |
| Height NS 35/15 | 54.5 mm |
| Height NS 32 | 52 mm |

Connection data

| | |
|--|----------------------|
| Connection method | Screw connection |
| Conductor cross section solid min. | 0.2 mm ² |
| Conductor cross section solid max. | 4 mm ² |
| Conductor cross section AWG min. | 24 |
| Conductor cross section AWG max. | 10 |
| Conductor cross section flexible min. | 0.2 mm ² |
| Conductor cross section flexible max. | 4 mm ² |
| Min. AWG conductor cross section, flexible | 24 |
| Max. AWG conductor cross section, flexible | 12 |
| Conductor cross section flexible, with ferrule without plastic sleeve min. | 0.25 mm ² |
| Conductor cross section flexible, with ferrule without plastic sleeve max. | 4 mm ² |
| Conductor cross section flexible, with ferrule with plastic sleeve min. | 0.25 mm ² |

Feed-through terminal block - UK 5 - 3004016

Technical data

Connection data

| | |
|---|----------------------|
| Conductor cross section flexible, with ferrule with plastic sleeve max. | 2.5 mm ² |
| 2 conductors with same cross section, solid min. | 0.2 mm ² |
| 2 conductors with same cross section, solid max. | 1.5 mm ² |
| 2 conductors with same cross section, stranded min. | 0.2 mm ² |
| 2 conductors with same cross section, stranded max. | 1.5 mm ² |
| 2 conductors with same cross section, stranded, TWIN ferrules with plastic sleeve, min. | 0.5 mm ² |
| 2 conductors with same cross section, stranded, TWIN ferrules with plastic sleeve, max. | 2.5 mm ² |
| 2 conductors with same cross section, stranded, ferrules without plastic sleeve, min. | 0.25 mm ² |
| 2 conductors with same cross section, stranded, ferrules without plastic sleeve, max. | 1.5 mm ² |
| Stripping length | 8 mm |
| Internal cylindrical gage | A4 |
| Screw thread | M3 |
| Tightening torque, min | 0.6 Nm |
| Tightening torque max | 0.8 Nm |

Standards and Regulations

| | |
|--|-----|
| Connection in acc. with standard | CSA |
| Flammability rating according to UL 94 | V0 |

Classifications

eCl@ss

| | |
|------------|----------|
| eCl@ss 4.0 | 27141120 |
| eCl@ss 4.1 | 27141120 |
| eCl@ss 5.0 | 27141120 |
| eCl@ss 5.1 | 27141120 |
| eCl@ss 6.0 | 27141120 |
| eCl@ss 7.0 | 27141120 |
| eCl@ss 8.0 | 27141120 |
| eCl@ss 9.0 | 27141120 |

ETIM

| | |
|----------|----------|
| ETIM 2.0 | EC000897 |
| ETIM 3.0 | EC000897 |
| ETIM 4.0 | EC000897 |
| ETIM 5.0 | EC000897 |

UNSPSC

| | |
|-------------|----------|
| UNSPSC 6.01 | 30211811 |
|-------------|----------|

Feed-through terminal block - UK 5 - 3004016

Classifications

UNSPSC

| | |
|---------------|----------|
| UNSPSC 7.0901 | 39121410 |
| UNSPSC 11 | 39121410 |
| UNSPSC 12.01 | 39121410 |
| UNSPSC 13.2 | 39121410 |

Approvals

Approvals


Approvals


CSA / UL Recognized / cUL Recognized / GL / BV / DNV / RS / KR / NK / EAC / cULus Recognized


Ex Approvals

Approvals submitted

Approval details

| | |
|---|-------|
| CSA  | |
| mm ² /AWG/kcmil | 28-10 |
| Nominal current I _N | 40 A |
| Nominal voltage U _N | 600 V |

| | |
|---|-------|
| UL Recognized  | |
| mm ² /AWG/kcmil | 26-10 |
| Nominal current I _N | 30 A |
| Nominal voltage U _N | 600 V |

| | |
|--|-------|
| cUL Recognized  | |
| mm ² /AWG/kcmil | 26-10 |

Feed-through terminal block - UK 5 - 3004016

Approvals

| | |
|--------------------------------|-------|
| Nominal current I _N | 30 A |
| Nominal voltage U _N | 600 V |

GL

BV


DNV

RS

KR

NK

EAC

cULus Recognized  US

Accessories

Accessories

Bridge

Fixed bridge - FB-150 METER - 0201595



Cross connection rail, for fixed bridging of identical inputs and outputs, made of Cu, nickel-plated, 1 m long

Cover profile

Cover profile - EA 5-WS - 1024085



Single covers, for covering one terminal block, with black symbol (lightning flash) snap fit, color: transparent/yellow

Feed-through terminal block - UK 5 - 3004016

Accessories

Cover profile - EA 5 - 1024014



Single covers, color: transparent

DIN rail

DIN rail perforated - NS 32 PERF 2000MM - 1201002



G-profile DIN rail, material: Steel, perforated, height 15 mm, width 32 mm, length 2 m

DIN rail, unperforated - NS 32 UNPERF 2000MM - 1201015



G-profile DIN rail, material: Steel, unperforated, height 15 mm, width 32 mm, length 2 m

DIN rail perforated - NS 35/ 7,5 PERF 2000MM - 0801733



DIN rail, material: steel galvanized and passivated with a thick layer, perforated, height 7.5 mm, width 35 mm, length: 2000 mm

DIN rail, unperforated - NS 35/ 7,5 UNPERF 2000MM - 0801681



DIN rail, material: Steel, unperforated, height 7.5 mm, width 35 mm, length: 2 m

Feed-through terminal block - UK 5 - 3004016

Accessories

DIN rail perforated - NS 35/ 7,5 WH PERF 2000MM - 1204119



DIN rail 35 mm (NS 35)

DIN rail - NS 35/ 7,5 WH UNPERF 2000MM - 1204122



DIN rail 35 mm (NS 35)

DIN rail, unperforated - NS 35/ 7,5 AL UNPERF 2000MM - 0801704



DIN rail, unperforated, Width: 35 mm, Height: 7.5 mm, Length: 2000 mm, Color: silver

DIN rail perforated - NS 35/ 7,5 ZN PERF 2000MM - 1206421



DIN rail, material: Galvanized, perforated, height 7.5 mm, width 35 mm, length: 2 m

DIN rail, unperforated - NS 35/ 7,5 ZN UNPERF 2000MM - 1206434



DIN rail, material: Galvanized, unperforated, height 7.5 mm, width 35 mm, length: 2 m

Feed-through terminal block - UK 5 - 3004016

Accessories

DIN rail, unperforated - NS 35/ 7,5 CU UNPERF 2000MM - 0801762



DIN rail, material: Copper, unperforated, height 7.5 mm, width 35 mm, length: 2 m

End cap - NS 35/ 7,5 CAP - 1206560



DIN rail end piece, for DIN rail NS 35/7.5

DIN rail perforated - NS 35/15 PERF 2000MM - 1201730



DIN rail, material: steel galvanized and passivated with a thick layer, perforated, height 15 mm, width 35 mm, length: 2000 mm

DIN rail, unperforated - NS 35/15 UNPERF 2000MM - 1201714



DIN rail, material: Steel, unperforated, height 15 mm, width 35 mm, length: 2 m

DIN rail perforated - NS 35/15 WH PERF 2000MM - 0806602




DIN rail 35 mm (NS 35)

Feed-through terminal block - UK 5 - 3004016

Accessories

DIN rail - NS 35/15 WH UNPERF 2000MM - 1204135



DIN rail 35 mm (NS 35)

DIN rail, unperforated - NS 35/15 AL UNPERF 2000MM - 1201756



DIN rail, deep drawn, high profile, unperforated, 1.5 mm thick, material: aluminum, height 15 mm, width 35 mm, length 2000 mm

DIN rail perforated - NS 35/15 ZN PERF 2000MM - 1206599



DIN rail, material: Galvanized, perforated, height 15 mm, width 35 mm, length: 2 m

DIN rail, unperforated - NS 35/15 ZN UNPERF 2000MM - 1206586



DIN rail, material: Galvanized, unperforated, height 15 mm, width 35 mm, length: 2 m

DIN rail, unperforated - NS 35/15 CU UNPERF 2000MM - 1201895



DIN rail, material: Copper, unperforated, 1.5 mm thick, height 15 mm, width 35 mm, length: 2 m

Feed-through terminal block - UK 5 - 3004016

Accessories

End cap - NS 35/15 CAP - 1206573



DIN rail end piece, for DIN rail NS 35/15

DIN rail, unperforated - NS 35/15-2,3 UNPERF 2000MM - 1201798



DIN rail, material: Steel, unperforated, 2.3 mm thick, height 15 mm, width 35 mm, length: 2 m

End block

End clamp - CLIPFIX 35 - 3022218



Quick mounting end clamp for NS 35/7,5 DIN rail or NS 35/15 DIN rail, with marking option, width: 9.5 mm, color: gray

End clamp - CLIPFIX 35-5 - 3022276



Quick mounting end clamp for NS 35/7,5 DIN rail or NS 35/15 DIN rail, with marking option, with parking option for FBS...5, FBS...6, KSS 5, KSS 6, width: 5.15 mm, color: gray

End clamp - E/NS 35 N - 0800886



End clamp, width: 9.5 mm, color: gray

Feed-through terminal block - UK 5 - 3004016

Accessories

End clamp - E/UK - 1201442



End clamp, Width: 9.5 mm, Height: 35.3 mm, Length: 50.5 mm, Color: gray

End clamp - E/UK 1 - 1201413



End clamps, for supporting the ends of double-level and three-level terminal blocks, width: 10 mm, color: gray

End cover

End cover - D-UK 4/10 - 3003020



End cover, Length: 42.5 mm, Width: 1.8 mm, Height: 35.9 mm, Color: gray

Insertion bridge

Insertion bridge - EB 2- 6 - 0201155



Insertion bridge, Number of positions: 2, Color: gray

Insertion bridge - EB 3- 6 - 0201142



Insertion bridge, Number of positions: 3, Color: gray

Feed-through terminal block - UK 5 - 3004016

Accessories

Insertion bridge - EB 10- 6 - 0201139



Insertion bridge, Number of positions: 10, Color: gray

Insulating sleeve

Bridge bar isolator - IS-K 4 - 1302338



Bridge bar isolator, Color: gray

Insulating sleeve - MPS-IH WH - 0201663



Insulating sleeve, Color: white

Insulating sleeve - MPS-IH RD - 0201676



Insulating sleeve, Color: red

Insulating sleeve - MPS-IH BU - 0201689



Insulating sleeve, Color: blue

Feed-through terminal block - UK 5 - 3004016

Accessories

Insulating sleeve - MPS-IH YE - 0201692



Insulating sleeve, Color: yellow

Insulating sleeve - MPS-IH GN - 0201702



Insulating sleeve, Color: green

Insulating sleeve - MPS-IH GY - 0201728



Insulating sleeve, Color: gray

Insulating sleeve - MPS-IH BK - 0201731



Insulating sleeve, Color: black

Labeled terminal marker

Zack marker strip - ZB 6 CUS - 0824992



Zack marker strip, can be ordered: Strip, white, labeled according to customer specifications, Mounting type: Snap into tall marker groove, for terminal block width: 6.2 mm, Lettering field: 6.15 x 10.5 mm

Feed-through terminal block - UK 5 - 3004016

Accessories

Zack marker strip - ZB 6,LGS:FORTL.ZAHLEN - 1051016



Zack marker strip, Strip, white, labeled, can be labeled with: Plotter, Printed horizontally: Consecutive numbers 1 - 10, 11 - 20, etc. up to 491 - 500, Mounting type: Snap into tall marker groove, for terminal block width: 6.2 mm, Lettering field: 6.15 x 10.5 mm

Zack marker strip - ZB 6,QR:FORTL.ZAHLEN - 1051029



Zack marker strip, Strip, white, labeled, can be labeled with: Plotter, Printed vertically: Consecutive numbers 1 - 10, 11 - 20, etc. up to 491 - 500, Mounting type: Snap into tall marker groove, for terminal block width: 6.2 mm, Lettering field: 6.15 x 10.5 mm

Zack marker strip - ZB 6,LGS:GLEICHE ZAHLEN - 1051032



Zack marker strip, Strip, white, labeled, can be labeled with: Plotter, Printed horizontally: Identical numbers 1 or 2, etc. up to 100, Mounting type: Snap into tall marker groove, for terminal block width: 6.2 mm, Lettering field: 6.15 x 10.5 mm

Marker for terminal blocks - ZB 6,LGS:L1-N,PE - 1051414



Marker for terminal blocks, Strip, white, labeled, can be labeled with: Plotter, Horizontal: L1, L2, L3, N, PE, L1, L2, L3, N, PE, Mounting type: Snap into tall marker groove, for terminal block width: 6.2 mm, Lettering field: 6.15 x 10.5 mm

Marker for terminal blocks - ZB 6,LGS:U-N - 1051430



Marker for terminal blocks, Strip, white, labeled, can be labeled with: Plotter, Printed horizontally: U, V, W, N, GND, U, V, W, N, GND, Mounting type: Snap into tall marker groove, for terminal block width: 6.2 mm, Lettering field: 6.15 x 10.5 mm

Feed-through terminal block - UK 5 - 3004016

Accessories

Marker for terminal blocks - UC-TM 6 CUS - 0824589



Marker for terminal blocks, can be ordered: by sheet, white, labeled according to customer specifications, Mounting type: Snap into tall marker groove, for terminal block width: 6.2 mm, Lettering field: 5.6 x 10.5 mm

Marker for terminal blocks - UCT-TM 6 CUS - 0829602



Marker for terminal blocks, can be ordered: by sheet, white, labeled according to customer specifications, Mounting type: Snap into tall marker groove, for terminal block width: 6.2 mm, Lettering field: 5.6 x 10.5 mm

Mounting material

Mounting clip - ZSR-EX - 0200017



Distance piece, metal, for branches of FB-150, with screw and thrust washer

Screw - ZSR - 2303608



Screw

Partition plate

Separating plate - TS-K - 1302215



Separating plate, Length: 22 mm, Width: 0.5 mm, Height: 22 mm, Color: gray

Feed-through terminal block - UK 5 - 3004016

Accessories

Partition plate - ATP-UK - 3003224



Partition plate, Length: 56 mm, Width: 1.5 mm, Height: 45.7 mm, Color: gray

Screw bridge

Step bracket - STL 35/ 5 - 0204107



Step bracket, Number of positions: 2, Color: silver

Step bracket - STL 10N/5N - 0204110



Step bracket, Number of positions: 2, Color: silver

Jumper - ISSBI 10- 6 - 0301505



Jumper, Number of positions: 10, Color: silver

Jumper - LB 10-6 BU - 0202280



Jumper, Number of positions: 10, Color: blue

Feed-through terminal block - UK 5 - 3004016

Accessories

Jumper - LB 10-6 GY - 0202358



Jumper, Number of positions: 10, Color: gray

Jumper - LB 100-6 GY - 0202345



Jumper, Number of positions: 100, Color: gray

Jumper - LB 100-6 BU - 0202303



Jumper, Number of positions: 100, Color: blue

Jumper - LB 100-6 BU - 0202303



Jumper, Number of positions: 100, Color: blue

Fixed bridge - FB 100- 6 - 0201524



Fixed bridge, Number of positions: 100, Color: silver

Feed-through terminal block - UK 5 - 3004016

Accessories

Fixed bridge - FBI 2- 6 - 0203438



Fixed bridge, Number of positions: 2, Color: silver

Fixed bridge - FBI 10- 6 - 0203250



Fixed bridge, Number of positions: 10, Color: silver

Fixed bridge - FB 3- 6-EX - 0201469



Fixed bridge, Number of positions: 3, Color: silver

Fixed bridge - FB 2- 6-EX - 0201456



Fixed bridge, Number of positions: 2, Color: silver

Fixed bridge - FB 5- 6 - 0201029



Fixed bridge, Number of positions: 5, Color: silver

Feed-through terminal block - UK 5 - 3004016

Accessories

Fixed bridge - FBI 100- 6 - 0201650



Fixed bridge, Number of positions: 100, Color: silver

Fixed bridge - FBI 20- 6 - 0201867



Fixed bridge, Number of positions: 20, Color: silver

Fixed bridge - FB 10- 6-EX - 0201281



Fixed bridge, Number of positions: 10, Color: silver

Fixed bridge - FB 10- 6 - 0201184



Fixed bridge, Number of positions: 10, Color: silver

Jumper - LB 100-6 RD - 0202316



Jumper, Number of positions: 100, Color: red

Feed-through terminal block - UK 5 - 3004016

Accessories

Jumper - LB 10-6 RD - 0202293



Jumper, Number of positions: 10, Color: red

Short-circuit connector

Short-circuit connector - KSS 6 - 0301547



Short-circuit connector, Number of positions: 2, Color: black

Short-circuit connector - KSS 3- 6 - 0309523



Short-circuit connector, Number of positions: 3, Color: black

Switching jumper

Switching jumper - USBRJ 2-7 - 2305538



Switching jumper, Number of positions: 2, Color: silver

Switching jumper - USBR 2-7 - 2303239



Switching jumper, Number of positions: 2, Color: silver

Terminal marking

Feed-through terminal block - UK 5 - 3004016

Accessories

Marker card - SBS 6:UNBEDRUCKT - 1007222



Marker card, Card, white, unlabeled, can be labeled with: Plotter, Mounting type: Snap into tall marker groove, Snap into flat marker groove, for terminal block width: 6.2 mm, Lettering field: 6 x 6.1 mm

Zack marker strip - ZB 6:UNBEDRUCKT - 1051003



Zack marker strip, Strip, white, unlabeled, can be labeled with: Plotter, Mounting type: Snap into tall marker groove, for terminal block width: 6.2 mm, Lettering field: 6.15 x 10.5 mm

Marker for terminal blocks - UC-TM 6 - 0818085



Marker for terminal blocks, Sheet, white, unlabeled, can be labeled with: BLUEMARK CLED, BLUEMARK LED, Plotter, Mounting type: Snap into tall marker groove, for terminal block width: 6.2 mm, Lettering field: 5.6 x 10.5 mm

Marker for terminal blocks - UCT-TM 6 - 0828736



Marker for terminal blocks, Sheet, white, unlabeled, can be labeled with: THERMOMARK CARD, BLUEMARK CLED, BLUEMARK LED, TOPMARK LASER, Mounting type: Snap into tall marker groove, for terminal block width: 6.2 mm, Lettering field: 5.6 x 10.5 mm

Test plug terminal block

Test plugs - PS-UK 2,5 B/Z-6 - 3001239



Test plugs, Color: red

Feed-through terminal block - UK 5 - 3004016

Accessories

Reducing plug - RPS - 0201647



Reducing plug, Color: gray

Test plugs - MPS-MT - 0201744



Test plugs, Color: silver

Test socket

Female test connector - PSBJ 3/13/4 - 0201304



Female test connector, Color: silver

Female test connector - PSB 3/10/4 - 0601292



Female test connector, Color: silver

Warning label printed

Warning label - WS 3- 6 - 1004115



Warning plate, with 2 plastic screws, across 3 terminal blocks, pitch 6 mm

Feed-through terminal block - UK 5 - 3004016

Accessories

Warning label - WS 5- 6 - 1004403

Warning plate, with 2 plastic screws, across 5 terminal blocks, pitch 6 mm



Warning label - WS 4- 6 - 1004209

Warning plate, with 2 plastic screws, across 4 terminal blocks, pitch 6 mm



Phoenix Contact 2016 © - all rights reserved
<http://www.phoenixcontact.com>