

6

5

4

3

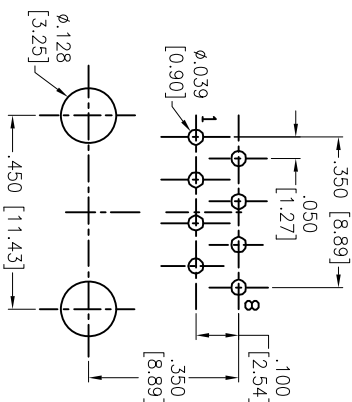
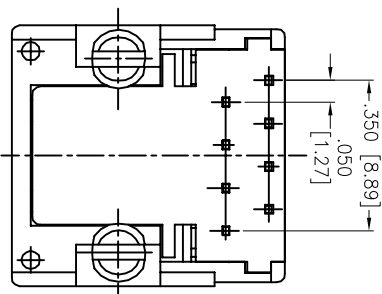
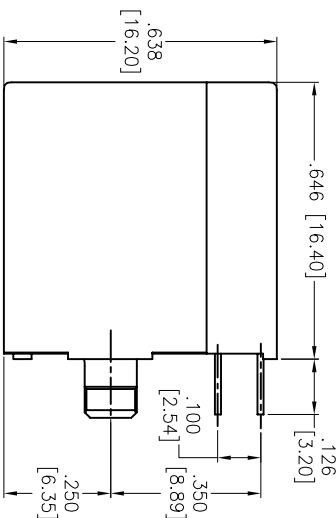
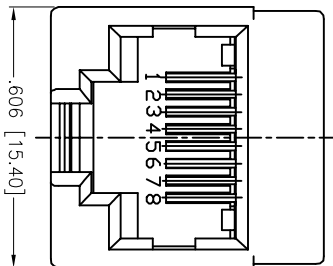
2

1

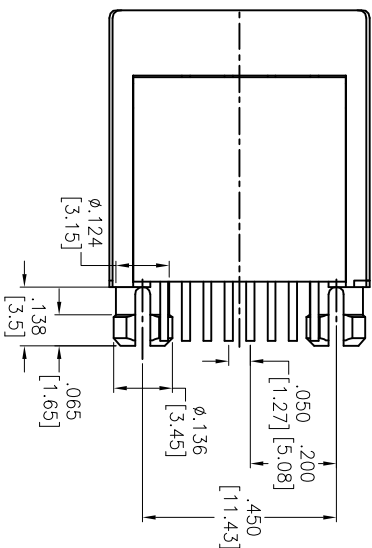
APPROVED: \_\_\_\_\_

DATE: \_\_\_\_\_ TITLE: \_\_\_\_\_

Rev	AWO #	Description	Date	Appr
-		RELEASED	10/4/04	
A		REDRAWN	01/05/12	



RECOMMENDED PCB LAYOUT



PLATING	
X	Gold Flash
0	15 µin Gold
1	30 µin Gold
2	50 µin Gold

# ADAM TECH

909 Rahway Avenue, Union, NJ 07083  
Phone: 908-687-5000 Fax: 908-687-5710

**MODULAR TELEPHONE JACK, 8P8C**  
VERTICAL, PCB

**SPECIFICATIONS:**  
 Material: Insulator: PBT, rated UL 94V-0  
 Insulator color: Black  
 Contacts: Phosphor Bronze  
 Plating: Gold over Nickel underplate on contact area, Tin over Copper underplate on PCB tails  
 Electrical: Operating voltage: 125 VAC max  
 Current rating: 1.5 Amps max  
 Contact resistance: 20 mohms max  
 Insulation resistance: 1,000 Mohms min @ 500 VDC  
 Dielectric withstanding voltage: 1,000 VAC for 1 minute  
 Temperature Rating: Operating temperature: -40°C to +85°C  
 Environmental: Lead free, RoHS compliant.



UNLESS OTHERWISE SPECIFIED  
 ALL DIMENSIONS ARE INCHES [MM]  
 TOLERANCES: EXCEPT AS NOTED  
 INCHES Holes ±.10  
 .XX ±.020 ØXXX ±.015  
 .XXX ±.015 ØXXX ±.010  
 APPROVALS DATE

DRAWN	SS	10/4/04
CHECKED		
APPROVED		

SIZE	PART NO.	REV.
X	MTJ-88FX1	A
REF:	S0003C	SCALE: NTS
		SHEET 1 OF 1

A

B

C

D

A

B

C

D

6

5

4

3

2

1