


# SKT 100



Stud Thyristor

$V_{RSM}$ V	$V_{RRM}, V_{DRM}$ V	$I_{TRMS} = 175$ A (maximum value for continuous operation) $I_{TAV} = 100$ A (sin. 180; $T_c = 85$ °C)
500	400	SKT 100/04 D
900	800	SKT 100/08 D
1300	1200	SKT 100/12 E
1500	1400	SKT 100/14 E
1700	1600	SKT 100/16 E
1900	1800	SKT 100/18 E

## Line Thyristor

### SKT 100

#### Features

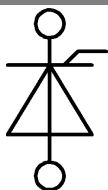
- Hermetic metal case with glass insulator
- Threaded stud ISO M12 x 1,75 or ½" - 20 UNF 2A
- Interchangeable with international standard case

#### Typical Applications \*

- DC motor control (e.g. for machine tools)
- Controlled rectifiers (e.g. for battery charging)
- AC controllers (e.g. for temperature control)
- Recommended snubber network e.g. for  $V_{RMS} \leq 400$  V:  
 $R = 47 \Omega / 10$  W,  $C = 0,22 \mu F$

1) Mounting with grease-like thermal compound or joint contact compound  
 2) M12 x 1,75 is standard, "UNF" should be added in description for ½" - 20 2A thread.  
 e.g.: SKT 100/08 D UNF

Symbol	Condition	Values	Units
$I_{TAV}$	sin. 180; $T_c = 100$ (85) °C	74 (100)	A
$I_D$	2 x P1/120; $T_a = 50$ °C; B2/B6 2 x P1/120F; $T_a = 40$ °C; B2/B6	125 / 176 182 / 250	A
$I_{RMS}$	2 x P1/120; $T_a = 45$ °C; W1C	146	A
$I_{TSM}$	$T_{vj} = 25$ °C ; 10 ms $T_{vj} = 130$ °C ; 10 ms	2000 1750	A
$i^2t$	$T_{vj} = 25$ °C ; 8,3...10 ms $T_{vj} = 130$ °C ; 8,3...10 ms	20000 15300	A <sup>2</sup> s A <sup>2</sup> s
$V_T$	$T_{vj} = 25$ °C, $I_T = 300$ A	max. 1,75	V
$V_{T(TO)}$	$T_{vj} = 130$ °C	max. 1	V
$r_T$	$T_{vj} = 130$ °C	max. 2,4	mΩ
$I_{DD}; I_{RD}$	$T_{vj} = 130$ °C; $V_{RD} = V_{RRM}; V_{DD} = V_{DRM}$	max. 30	mA
$t_{gd}$	$T_{vj} = 25$ °C; $I_G = 1$ A; $di_G/dt = 1$ A/μs	1	μs
$t_{gr}$	$V_D = 0,67 * V_{DRM}$	2	μs
$(di/dt)_{cr}$	$T_{vj} = 130$ °C	max. 50	A/μs
$(dv/dt)_{cr}$	$T_{vj} = 130$ °C; D (E)	500 (1000)	V/μs
$t_q$	$T_{vj} = 130$ °C	100	μs
$I_H$	$T_{vj} = 25$ °C; typ. / max	150 / 250	mA
$I_L$	$T_{vj} = 25$ °C; typ. / max	300 / 600	mA
$V_{GT}$	$T_{vj} = 25$ °C; d.c.	min. 3	V
$I_{GT}$	$T_{vj} = 25$ °C; d.c.	min. 150	mA
$V_{GD}$	$T_{vj} = 130$ °C; d.c.	max. 0,25	V
$I_{GD}$	$T_{vj} = 130$ °C; d.c.	max. 10	mA
$R_{th(j-c)}$	cont.	0,25	K/W
$R_{th(j-c)}$	sin. 180	0,28	K/W
$R_{th(j-c)}$	rec. 120	0,31	K/W
$R_{th(c-s)}$		0,08	K/W
$T_{vj}$		-40...+130	°C
$T_{stg}$		-55...+150	°C
$V_{isol}$		-	V~
$M_s$	M12 or ½" - 20 UNF M12 or ½" - 20 UNF (lubricated) <sup>1)</sup>	10 7,5	Nm Nm
a		5 * 9,81	m/s <sup>2</sup>
m	approx.	100	g
Case		B5	



SKT

# SKT 100

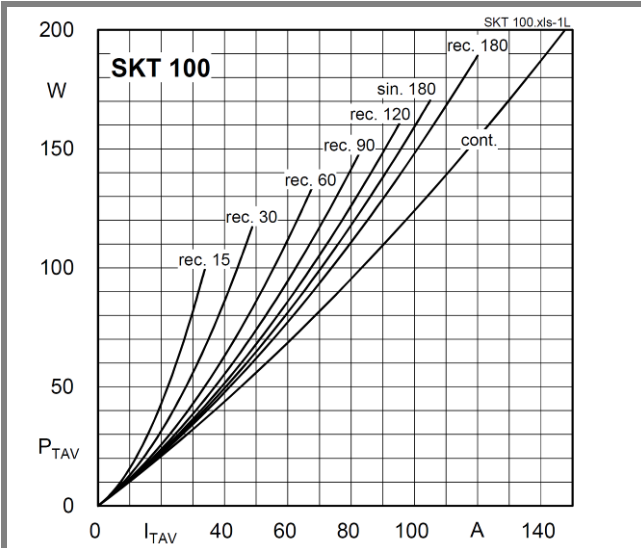


Fig. 1L Power dissipation vs. on-state current

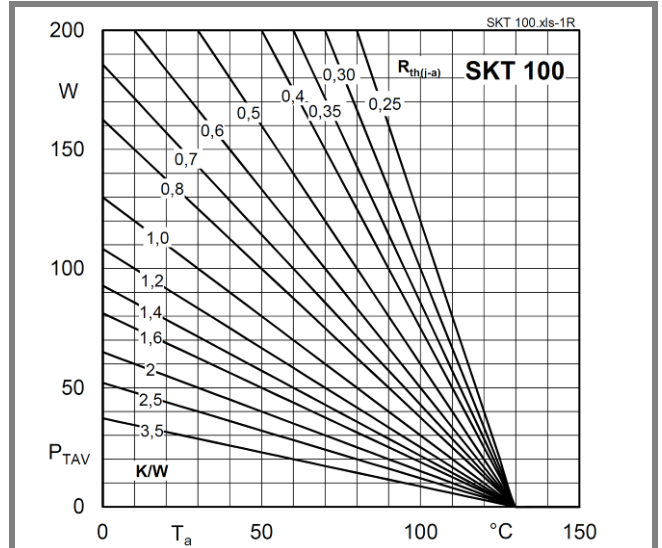


Fig. 1R Power dissipation vs. ambient temperature

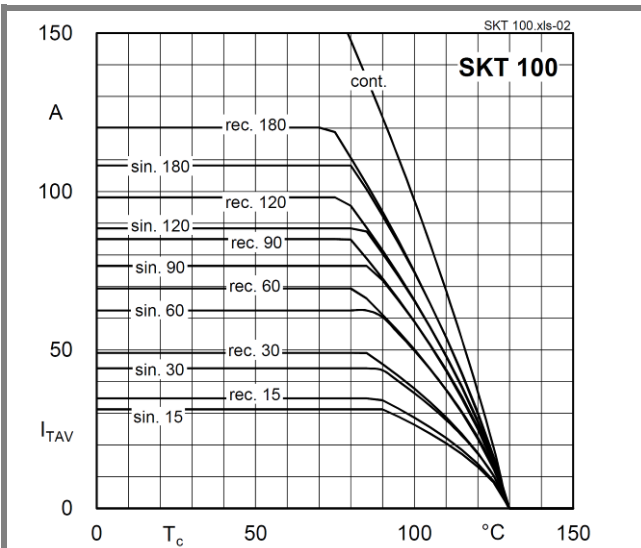


Fig. 2 Rated on-state current vs. case temperature

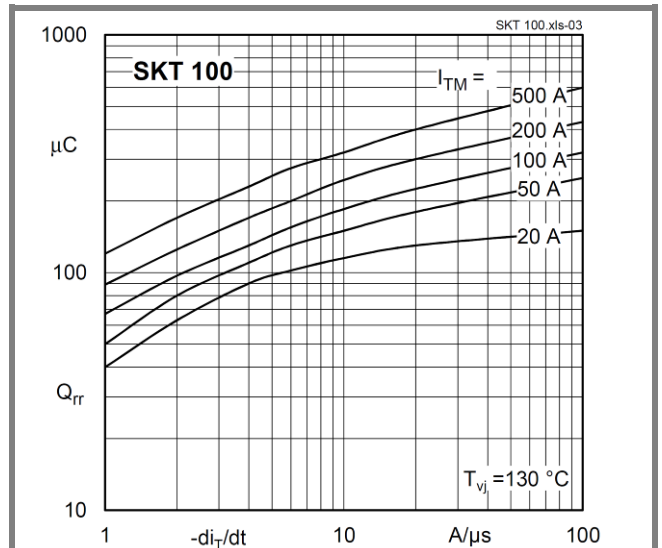


Fig. 3 Recovered charge vs. current decrease

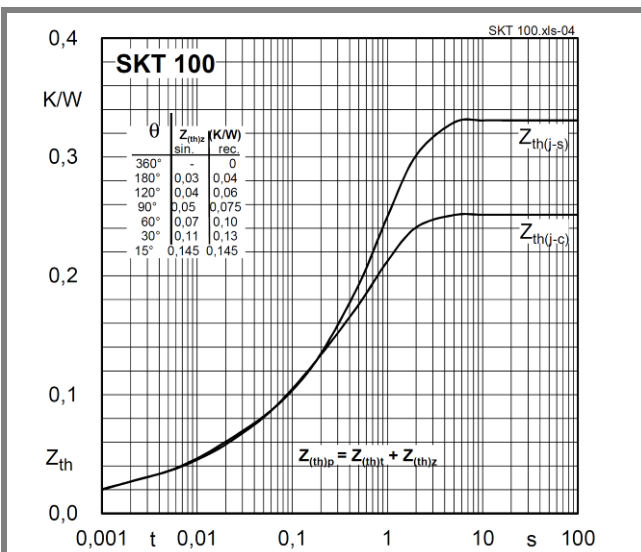


Fig. 4 Transient thermal impedance vs. time

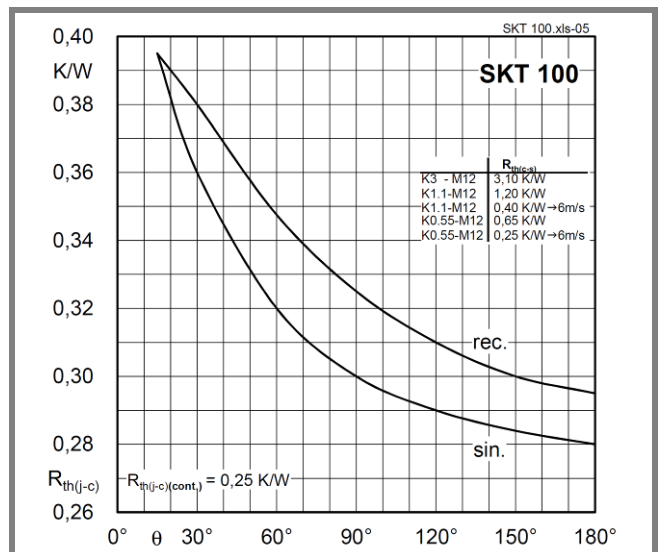


Fig. 5 Thermal resistance vs. conduction angle

# SKT 100

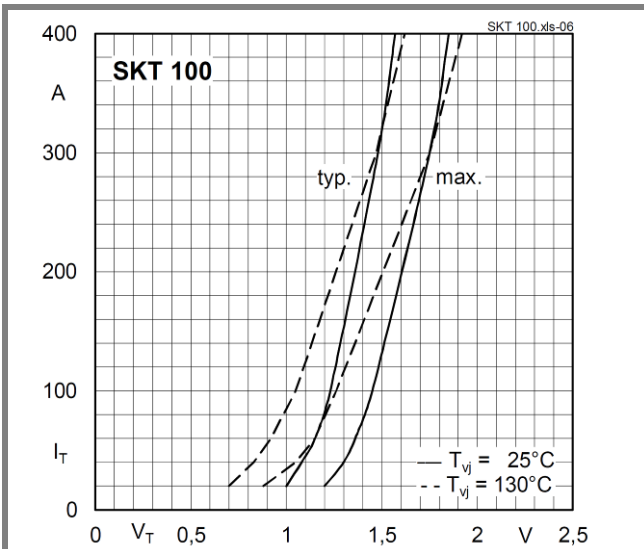


Fig. 6 On-state characteristics

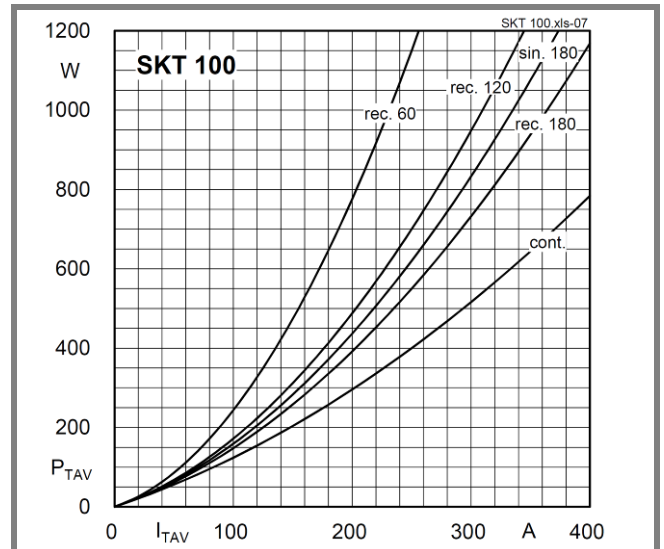


Fig. 7 Power dissipation vs. on-state current

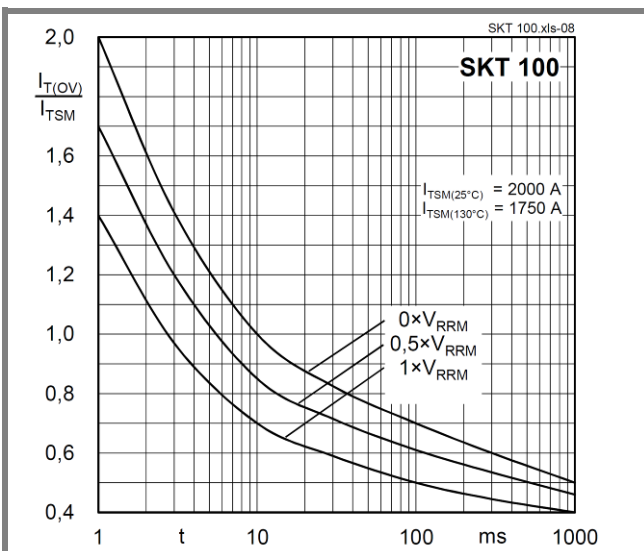


Fig. 8 Surge overload current vs. time

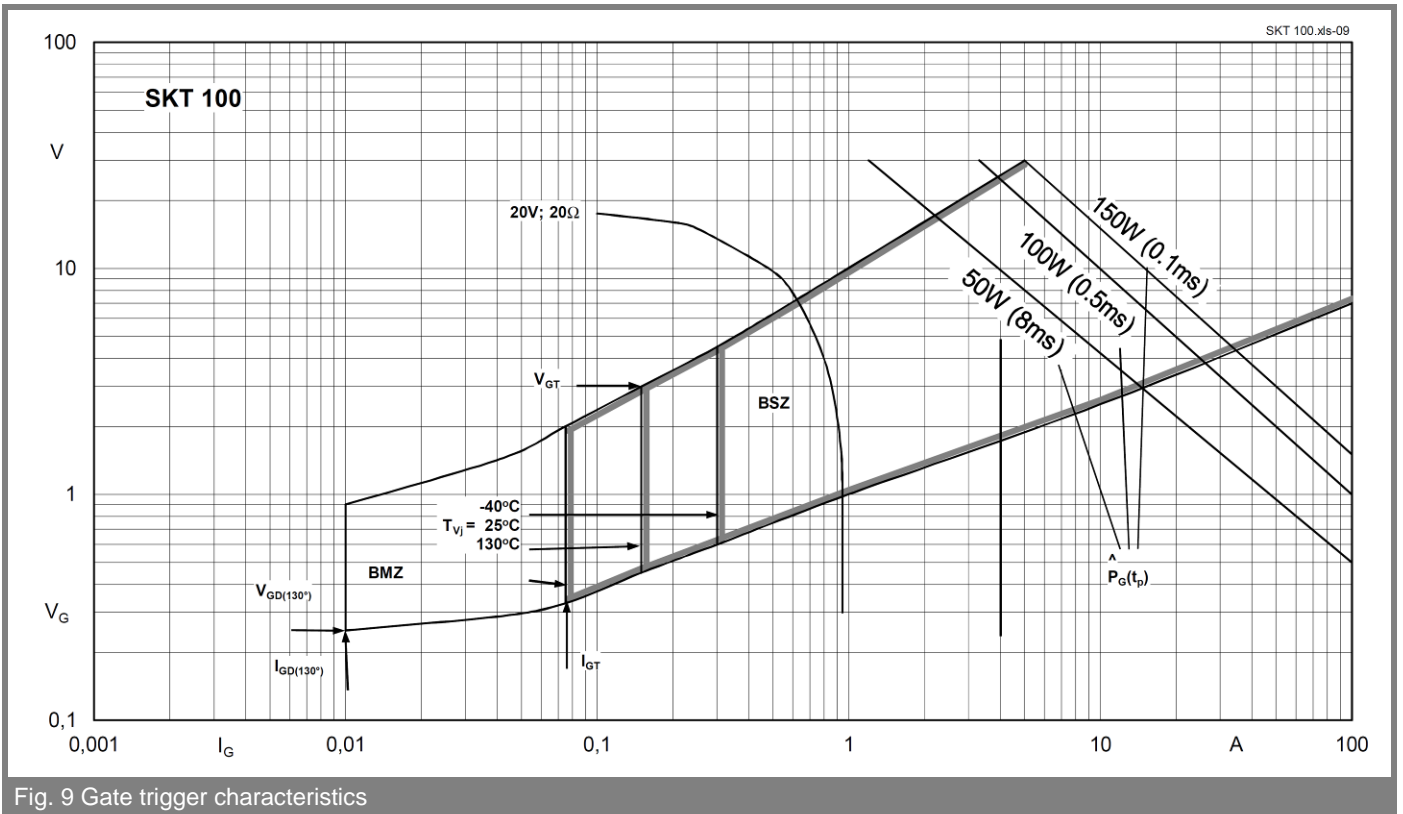
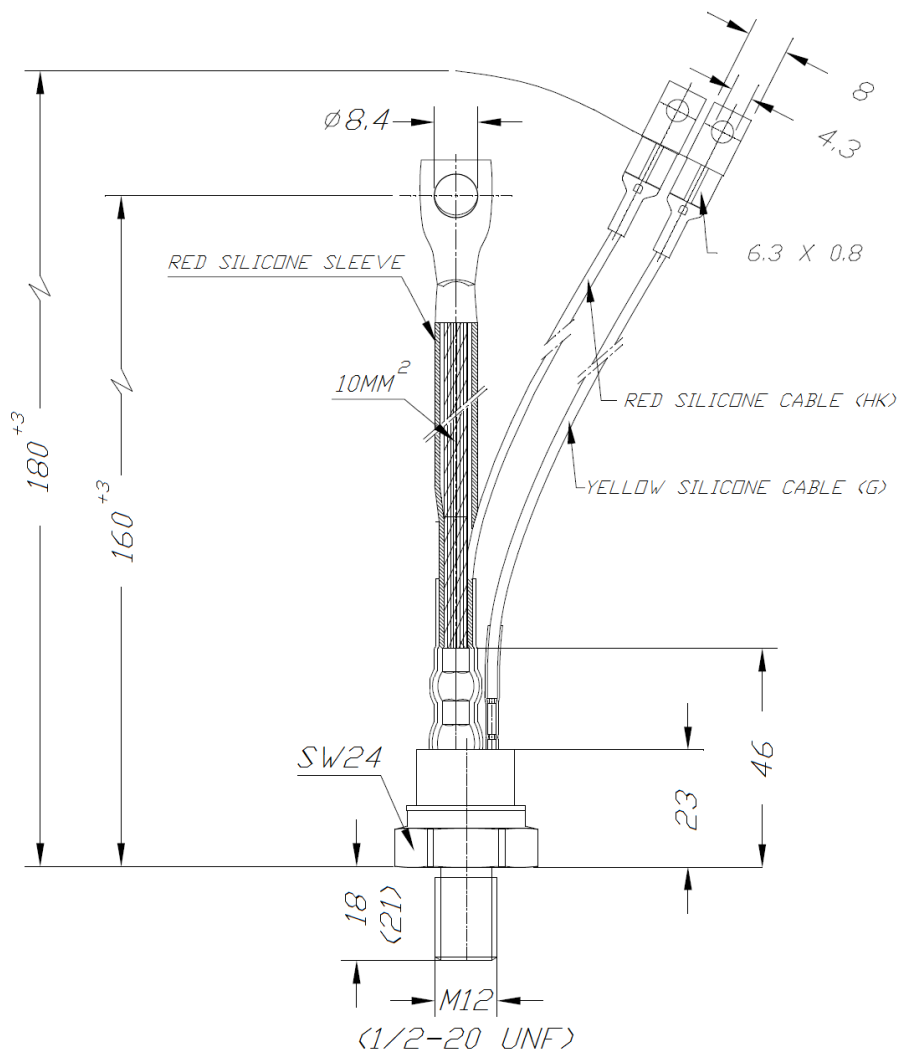


Fig. 9 Gate trigger characteristics



Case B5 (IEC 60191-2: A12MA, A12U; JEDEC: TO-209 (TO94))

**\*IMPORTANT INFORMATION AND WARNINGS**

The specifications of SEMIKRON products may not be considered as guarantee or assurance of product characteristics ("Beschaffenhheitsgarantie"). The specifications of SEMIKRON products describe only the usual characteristics of products to be expected in typical applications, which may still vary depending on the specific application. Therefore, products must be tested for the respective application in advance. Application adjustments may be necessary. The user of SEMIKRON products is responsible for the safety of their applications embedding SEMIKRON products and must take adequate safety measures to prevent the applications from causing a physical injury, fire or other problem if any of SEMIKRON products become faulty. The user is responsible to make sure that the application design is compliant with all applicable laws, regulations, norms and standards. Except as otherwise explicitly approved by SEMIKRON in a written document signed by authorized representatives of SEMIKRON, SEMIKRON products may not be used in any applications where a failure of the product or any consequences of the use thereof can reasonably be expected to result in personal injury. No representation or warranty is given and no liability is assumed with respect to the accuracy, completeness and/or use of any information herein, including without limitation, warranties of non-infringement of intellectual property rights of any third party. SEMIKRON does not assume any liability arising out of the applications or use of any product; neither does it convey any license under its patent rights, copyrights, trade secrets or other intellectual property rights, nor the rights of others. SEMIKRON makes no representation or warranty of non-infringement or alleged noninfringement of intellectual property rights of any third party which may arise from applications. Due to technical requirements our products may contain dangerous substances. For information on the types in question please contact the nearest SEMIKRON sales office. This document supersedes and replaces all information previously supplied and may be superseded by updates. SEMIKRON reserves the right to make changes.