

S16 RELAY

SHORI

◆ Features

- Contact rating 80A,150A.
- High temperature version.
- Compatible fasten terminal arrangement with this kind of power relay.
- Standardized design for plug-in quick connect terminals.



◆ Coil Data [at 20°C]

Rated voltage (V)	Coil Resistance ±10% (Ω)	Rated Current ±10% (mA)	Pick up Voltage (Max)	Drop out Voltage (Min)	Max continuous Voltage	Power consumption At rated Voltage
6	20	300	80% of rated voltage	5% of rated voltage	120% Max of Rated voltage	Approx.1.9W
9	45	200				
12	75	160				
24	300	80				
36	680	53				
48	1200	40				

◆ Contact Rating

	S16	S16H
Resistive load	SPNO:80A 14VDC SPDT:NO.50A 14VDC NC.40A 14VDC	SPNO:150A 14VDC SPDT:NO.80A 14VDC NC.60A 14VDC

◆ Type List

Terminal style	Contact form	Designation (provided with)
PCB terminal	1A (SPNO)	S16-12V-1A
	1B(SPNC)	S16-12V-1B
	1C(SPDT)	S16-12V-1C
	1A(SPNO)	S16H-12V-1A
	1B(SPNC)	S16H-12V-1B
	1C(SPDT)	S16H-12V-1C

◆ Ordering information

S16 H - 12V - 1A - C
 1 2 3 4 5

1. S16-- Basic series designation

2. Bland --Standard type

H -- Resistive load for 150A/14VDC

3. 12V -- Coil Voltage (6V~48V)

4. 1A -- Single pole normally open

1B -- Single pole normally close

1C -- Single pole double throw

5. C -- Plastic dust cover

C1 --Mounting ear on cover (plastic)

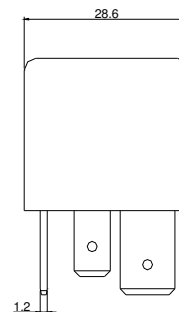
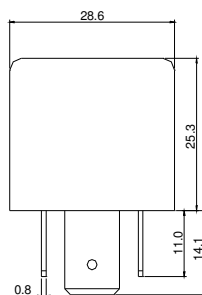
C1S -- C1 cover for steel bracket

◆ Specification

Contact material	Ag Alloy	
Contact resistance	100 mΩ Max	
Operate time	10 ms Max	
Release time	10 ms Max	
Insulation resistance	50 MΩ Min. (DC 500V)	
Dielectric strength	Between open contact : AC 500V ,50/60Hz 1 min.	
	Between contact and coil : AC 500V, 50/60Hz 1 min.	
Vibration resistance	Operating extremes	10~50Hz, amplitude 2 mm
	Damage limits	10~50Hz, amplitude 2 mm
Shock resistance	Operating extremes	5G
	Damage limits	100G
Life expectancy	Mechanical	10,000,000 operations (frequency 18,000 operations/hr)
	Electrical	100,000 operations (frequency 1,200 operations/hr)
Operating ambient temperature	-30~+85°C (no freezing)	
Weight	Approx.40g	

◆ Outline dimensions

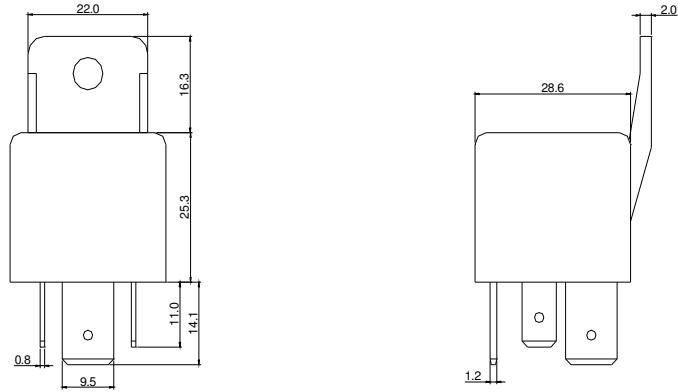
➤ C Type



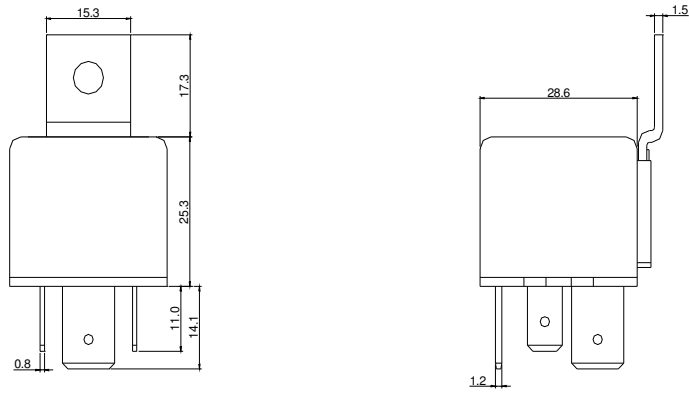
S16 RELAY

SHORI

➤ C1 Type

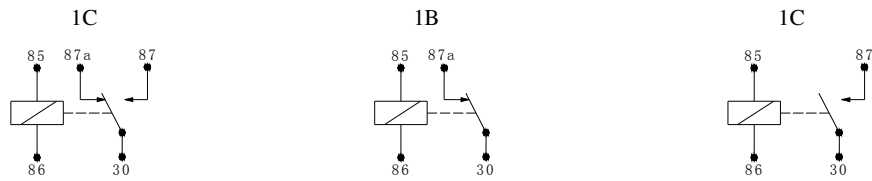


➤ C1S type



◆ Wiring Diagram

BOTTOM VIEW



◆ PC BOARD LAYOUT

BOTTOM VIEW

