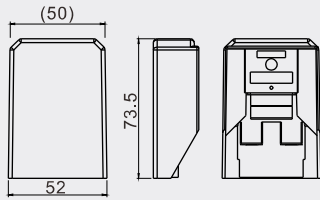


FUSE HOLDERS

Electric Parts

R3-72B

Heavy Duty



60A max 12/24/32V DC

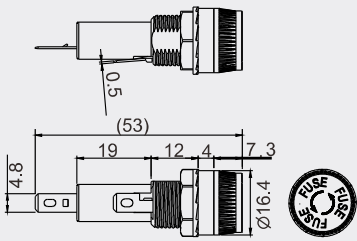
FUSE


 MAXI FUSE

FEATURES:

- Material:
Frame: nylon(UL flame: 94V-0).
Terminal: plated copper.
Cover: PP.
- Mounted by screws.

R3-93



 (4.8mm)0.187" Quick connect

10A 250V AC

 0.5~7.0mm

CAP

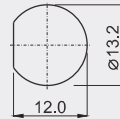
Bayonet type

FUSE 

∅ 6.35*30mm

∅ 6.35*31.8mm

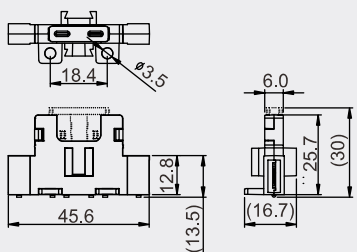
CUT-OUT




FEATURES:

- Material:
Frame and cap: PBT(UL flame: 94V-0).
Cap: phenolic(UL flame: 94V-1).
Terminal: tin plated brass.
- Mounted by nut.

R3-98




 (6.4mm)0.250" Quick connect

Input: 30A max
Output: 30A max

FUSE

 BLADE FUSE

CUT-OUT



FEATURES:

- Material:
Frame: nylon(UL flame: 94V-0).
Terminal: brass.
- Input terminal rating: 0.25" terminal (30A max).
- Output terminal rating: 0.25" terminal (30A max).
- Side stackable for multiple block configurations.



All the specifications are subject to change without notice.