


DC/DC CONVERTER PE-35

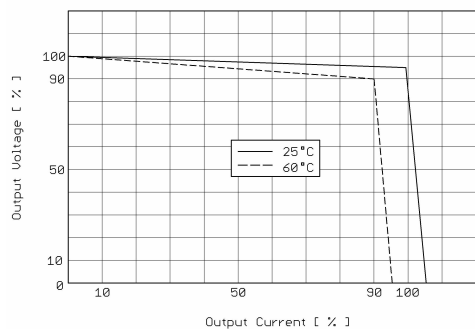
24V / 12V (13.8V) 350W

	<p>Input voltage [VDC]: 15÷30 Output voltage [VDC]: 13.8 Power [W]: 350 Maximum continuous current [A]: 25 Overload protection [A]: 32 Fail protection type [A]: Fuse Thermal protection: 75°C Overvoltage protection [V]: 32 Stand by current: <20mA Output voltage ripple: <50mV Input voltage ripple: <50mV Operating temperature range: -25 ~ +55°C Galvanic isolation: NO Efficiency: 85% Cooling type: Activ Connection: Terminal Block M4 Housing: Aluminium IP67 protection: NO Dimensions LxBxH [mm]: 170x88x50 Weight [g]: 640 Safety: EN 60950 Emission: EN 55014-1 Immunity: EN 55014-2 Product code: 1035001</p>	
--	---	--

- decreasing voltage 24V/12V
- can be connected in parallel
- available in other output voltages (supplied to order)

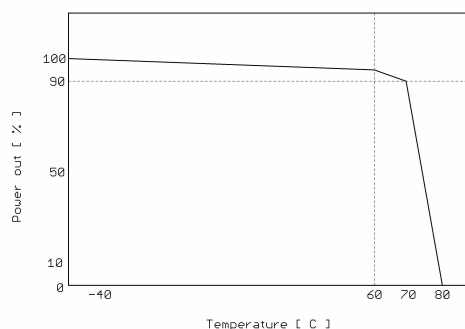


TYP. CURRENT LIMITED CURVE



PE series

DERATING CURVE



PE series

ISO 9001

