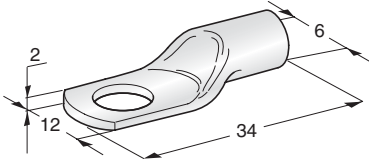
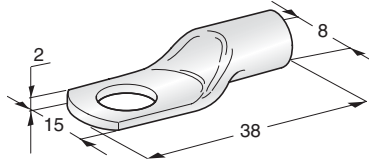


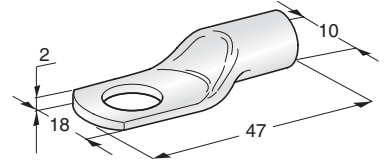
TUBULAR



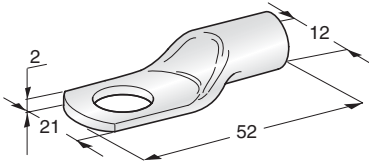
1



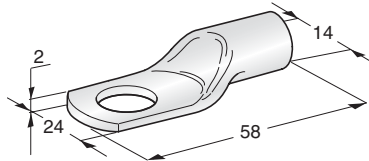
2



3



4



5

IMG	DESCRIPTION	SCREW	WIRE SECTION mm ²	MATERIAL		P/N BOX	M.O.Q.
1	TUBULAR L34	M6	16	Cu-Sn		1605000	50
	TUBULAR L34	M8	16	Cu-Sn		1605100	50
2	TUBULAR L38	M8	25	Cu-Sn		1605010	50
	TUBULAR L38	M10	25	Cu-Sn		1605110	50
3	TUBULAR L47	M8	35	Cu-Sn		1605021	50
	TUBULAR L47	M10	35	Cu-Sn		1605020	50
4	TUBULAR L52	M11	50	Cu-Sn		1605030	25
5	TUBULAR L58	M13	75	Cu-Sn		1605040	25