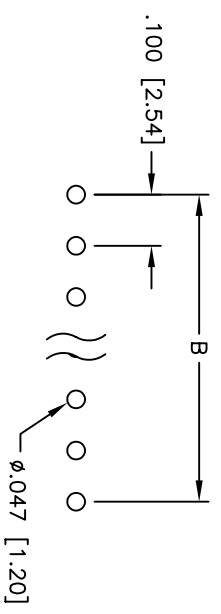
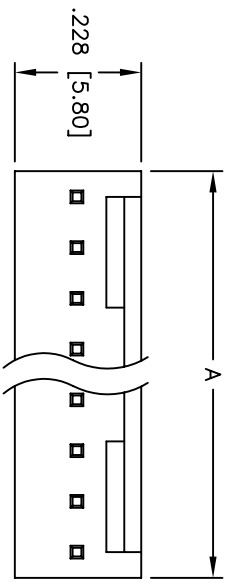
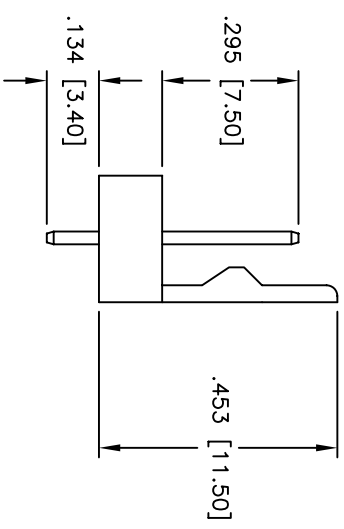
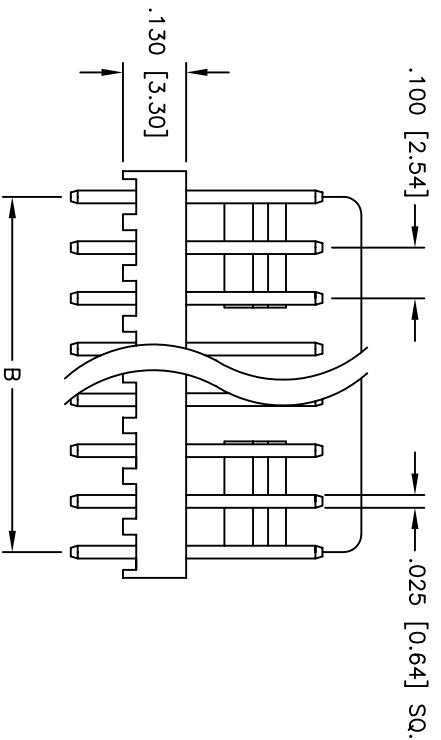


Rev	AWO #	Description	Date	Appr
-		RELEASED	4/8/05	

APPROVED: _____
 DATE: _____ TITLE: _____



PCB LAYOUT



SPECIFICATIONS:

Material: Nylon 66, rated UL 94V-2
 Insulator color: White
 Contacts: Brass
 Plating: Tin over Copper underplate overall
 Electrical:
 Operating voltage: 250 VAC max
 Current rating: 2 Amps max
 Contact resistance: 20 mohms max
 Insulation resistance: 1,000 Mohms min
 Dielectric withstanding voltage: 1,500 VAC for 1 minute
 Temperature Rating:
 Operating temperature: -25°C to +85°C
 Environmental:
 Lead free, RoHS compliant
 Recommended soldering temp: 260°C for 5 seconds

Positions: 2 thru 20
 A = .100 [2.54] x No. of Positions
 B = .100 [2.54] x No. of Spaces

UNLESS OTHERWISE SPECIFIED
 ALL DIMENSIONS ARE INCHES [MM]
 TOLERANCES: EXCEPT AS NOTED

INCHES	HOLES
.X ± .10	ØX ± .10
.XX ± .020	ØXX ± .015
.XXX ± .015	ØXXX ± .010

APPROVALS

DATE	DATE

ADAM TECH
 909 Rahway Avenue, Union, NJ 07083
 Phone: 908-687-5000 Fax: 908-687-5710

TITLE: .100 [2.54] LOCKING HEADER STRAIGHT, PCB

DRAWN	SS	4/8/05	SIZE	PART NO.	LHA-XX-TS	SCALE	NTS	SHEET	1 OF 1
CHECKED			X						
APPROVED									

