



$V_{RRM}$	=	650	V
$I_F (T_C \leq 150^\circ\text{C})$	=	6	A
$Q_C$	=	15	nC

## General Description

This product family offers state of the art performance. It is designed for high frequency applications where high efficiency and high reliability are required.

## Features

- Zero Forward/Reverse Recovery Current
- High Blocking Voltage
- High Frequency Operation
- Positive Temperature Coefficient on VF
- Temperature Independent Switching Behavior
- High surge current capability

## Applications

- PC Power
- Server Power Supply
- AC/DC converters
- DC/DC converters
- Uninterruptable power supplies



**DFN 8×8**

## Benefits

- Higher System Efficiency
- Parallel Device Convenience without thermal runaway
- Higher Temperature Application
- No Switching loss
- Hard Switching & Higher Reliability
- Environmental Protection

## Key performance parameters

Type	$V_R$	$I_F$ $T_C=150^\circ\text{C}$	$Q_C$
LGE3D06065G	650V	6A	15nC

Caution: This device is sensitive to electrostatic discharge. Users should follow ESD handling procedures.



## Maximum Ratings

$T_C=25^{\circ}\text{C}$ , unless otherwise specified

Parameter	Symbol	Value	Unit
Peak Repetitive Reverse Voltage	$V_{RRM}$	650	V
Peak Reverse Surge Voltage	$V_{RSM}$	650	V
DC Blocking Voltage	$V_R$	650	V

## Maximum Ratings

$T_C=25^{\circ}\text{C}$ , unless otherwise specified

Parameter	Symbol	Value	Unit
Continuous Forward Current:  $T_C = 25^{\circ}\text{C}$ $T_C = 135^{\circ}\text{C}$ $T_C = 150^{\circ}\text{C}$	$I_F$	18 8 6	A
Non Repetitive Forward Surge Current:  $T_C = 25^{\circ}\text{C}$ , $t_p=10\text{ms}$ , Half Sine Pulse $T_C = 150^{\circ}\text{C}$ , $t_p=10\text{ms}$ , Half Sine Pulse  $T_C = 25^{\circ}\text{C}$ , $t_p=10\ \mu\text{s}$ , Square	$I_{FSM}$	35 25 200	A
Repetitive peak Forward Surge Current:  Freq = 0.1Hz, 100 cycles $T_C = 25^{\circ}\text{C}$ , $t_p=10\text{ms}$ , Half Sine Pulse $T_C = 150^{\circ}\text{C}$ , $t_p=10\text{ms}$ , Half Sine Pulse	$I_{FRM}$	25 20	A
Total power dissipation :  $T_C = 25^{\circ}\text{C}$	$P_D$	63	W
Operating Junction Temperature :	$T_j$	-55 to 175	$^{\circ}\text{C}$
Storage Temperature :	$T_{stg}$	-55 to 175	$^{\circ}\text{C}$

## Thermal Resistance

Caution: This device is sensitive to electrostatic discharge .Users should follow ESD handling procedures.



Parameter	Symbol	Typ.	Max	Unit
Thermal resistance, junction-case	$R_{thJC}$	2.0		$^{\circ}C/W$

## Electrical Characteristic

$T_C = 25^{\circ}C$ , unless otherwise specified

Parameter	Symbol	Value			Unit	Test Condition
		Min.	Typ.	Max.		
DC Blocking Voltage	$V_{DC}$	650			V	$I_R = 250\mu A$ $T_j = 25^{\circ}C$
Forward Voltage	$V_F$		1.50 1.65 1.80	1.80	V	$I_F = 6A$ $T_j = 25^{\circ}C$ $T_J = 125^{\circ}C$ $T_j = 175^{\circ}C$
Reverse Current	$I_R$		5 60 100	80	$\mu A$	$V_R = 650V$ $T_j = 25^{\circ}C$ $T_J = 125^{\circ}C$ $T_j = 175^{\circ}C$
Total Capacitance Charge	$Q_C$		15		nC	$V_R = 400V$ $T_J = 25^{\circ}C$
Total Capacitance	$C$		240 30 21		pF	$T_J = 25^{\circ}C$ , Freq = 1MHz $V_R = 1V$ $V_R = 200V$ $V_R = 400V$

Caution: This device is sensitive to electrostatic discharge .Users should follow ESD handing procedures.



Figure 1. Forward Characteristics

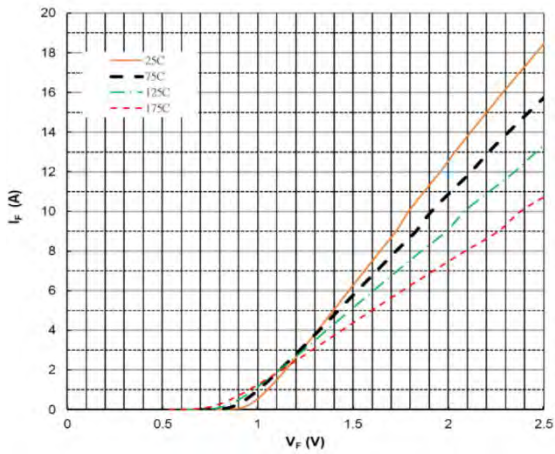


Figure 2. Forward Characteristics

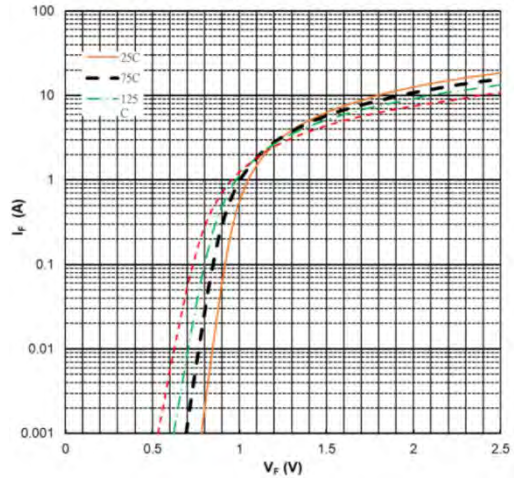


Figure 3. Reverse Characteristics

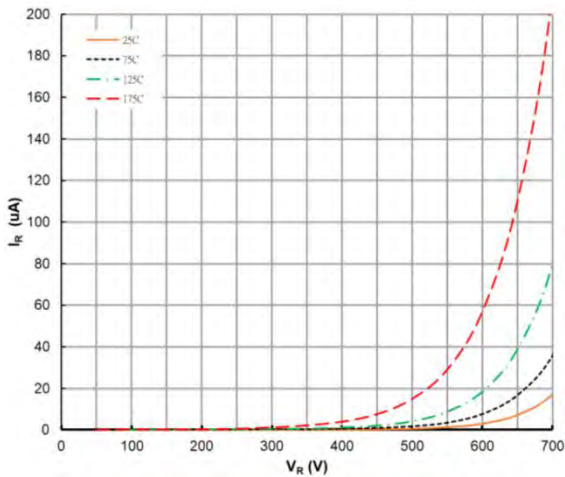


Figure 4. Power Derating

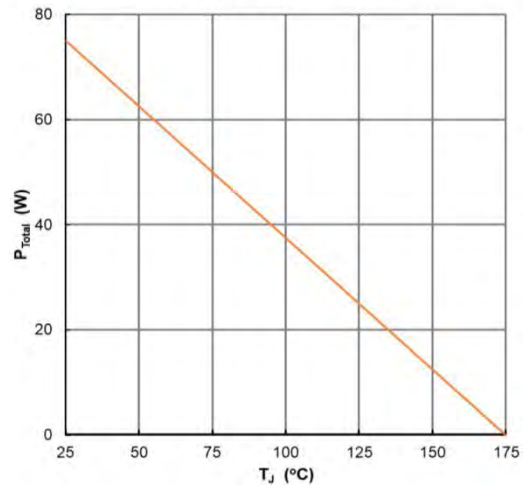


Figure 5. Capacitance vs Reverse Voltage

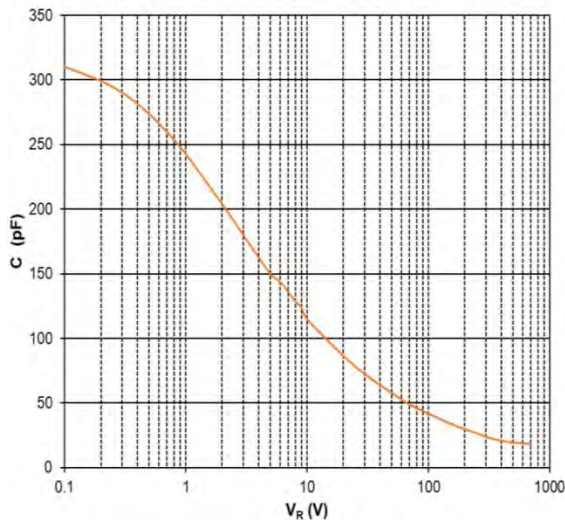
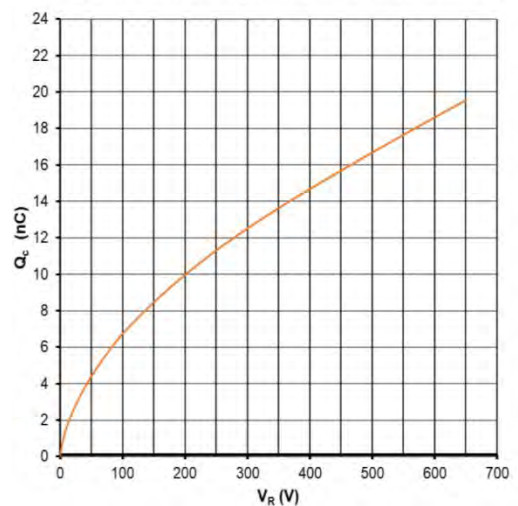


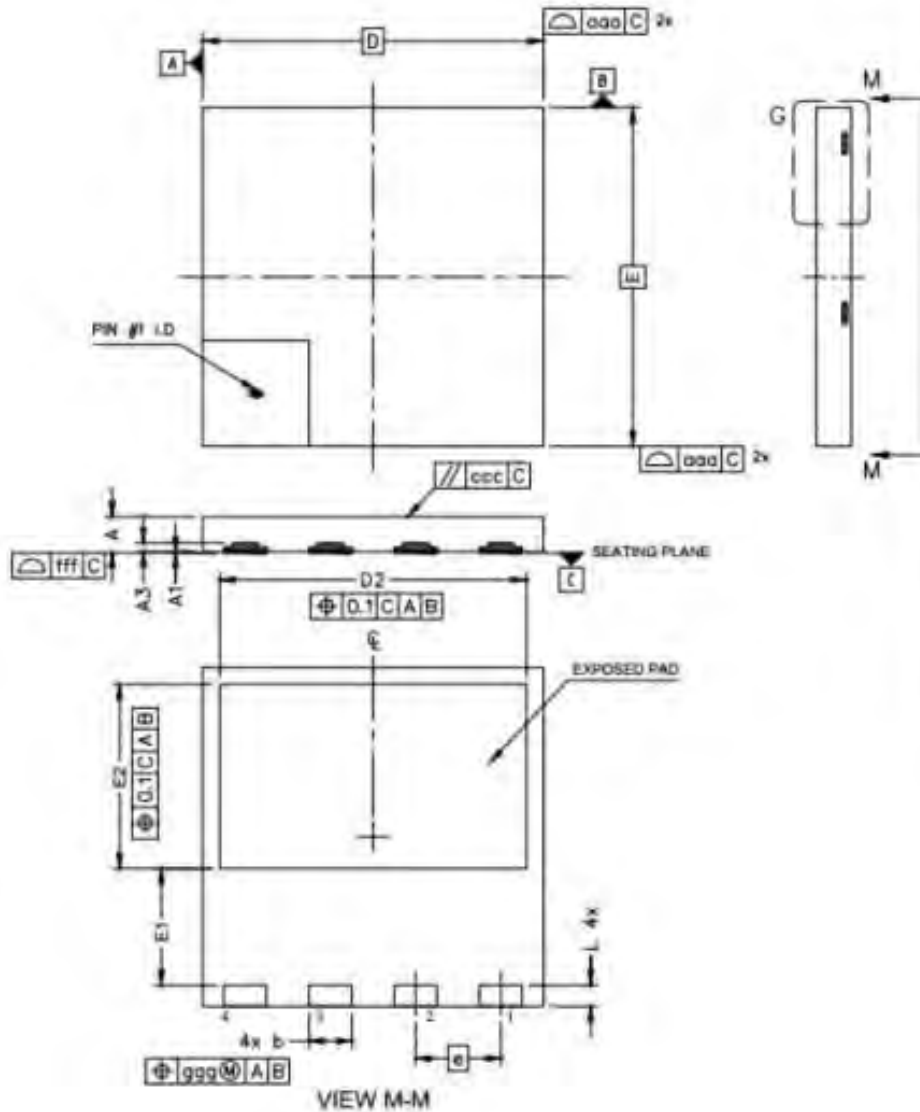
Figure 6. Recovery Charge vs Reverse Voltage



Caution: This device is sensitive to electrostatic discharge .Users should follow ESD handling procedures.



## Package Dimensions: DFN 8×8 Package



Items	Millimeters	
	Min	Max
A	0.75	0.95
A1	0.00	0.05
A3	0.10	0.30
b	0.9	1.10
D	7.90	8.10
E	7.90	8.10
D2	7.10	7.30
E1	2.65	2.85
E2	4.25	4.45
e	2.00 (BSC)	
L	0.40	0.60
aaa	0.10	
ggg	0.05	
ccc	0.05	
fff	0.05	

### Ordering Information

Part Number	Package	Packing	Marking	Base Quantity
LGE3D06065G	DFN 8x8	3000pcs/Tape & Reel	LGE3D06065G	3000 PCS

Caution: This device is sensitive to electrostatic discharge .Users should follow ESD handling procedures.