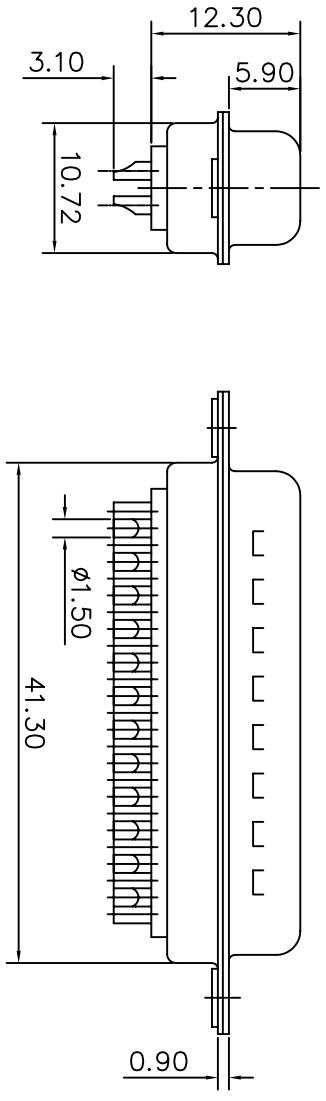
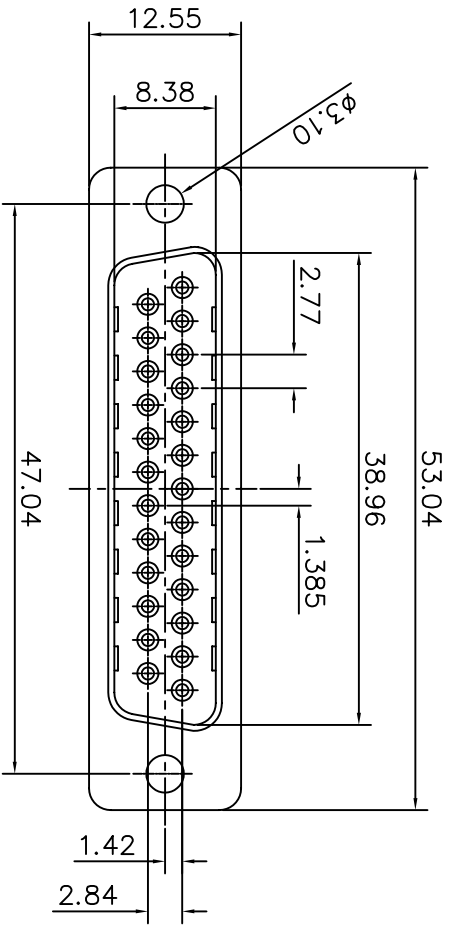


This document is the property of Amphenol Corporation and is delivered on the express condition that it is not to be duplicated, reproduced or used, in whole or in part, without the prior consent of Amphenol Corporation. Amphenol Corporation will not be held responsible for any errors or omissions in this document or to use any information in this document.

REVISIONS		DATE	APPROVED
SMI	EDN	DESCRIPTION	
A		05/03/07	

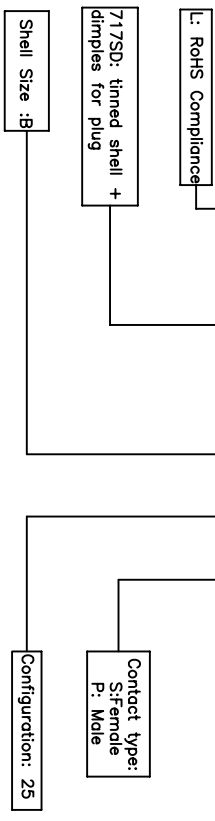
**D-SUB TECHNICAL DATA**

SHELL : Steel 2.5um (100u") min tin over 1.25um (50u") min nickel  
 BODY : Glass filled thermoplastic.  
 Flame retardant to UL94 V-0 Color Black  
 CONTACTS : brass.  
 gold flash over 1.25um (50u") min nickel  
 ELECTRICAL : Voltage rating : 1000 V RMS at 50 Hz  
 Current rating 5A.  
 Insulation resistance >1000 M Ohms  
 Contact resistance 20 mOhms max.  
 CLIMATIC : Temperature range -55 °C up to 125°C  
 MARKING : Amphenol...(Series No.)  
 Commercial reference  
 Manufacturing date



**PRODUCT CODE**

**L 717SD B 25 P**



DIMENSIONS OTHERWISE SPECIFIED		APPROVAL	DATE
TOLERANCES	METRIC	DRAWN	Hsien-Jengdc/03/07
	U.S.	CHECKED	1th. Wang/05/03/07
		CHECKED	
.X	+/-		
.XX	+/-		
.XXX	+/-		
FRACTIONS	+/-		
ANGLES	+/-		
	2'		

FOR MATERIALS AND FINISHES		DRAWING FILE :	
REMOVE SHARP EDGES		ANGLE OF PROJECTION	
DIMENSIONS	THICKNESS		
FINISH	FINISH		

TITLE		SIZE	DRAWING NO.	SCALE	SHEET	OF
Amphenol		A4	C L717SDB25P	NONE	1	OF 1
Stamped and Formed connector, SD series						



4 3 2 1