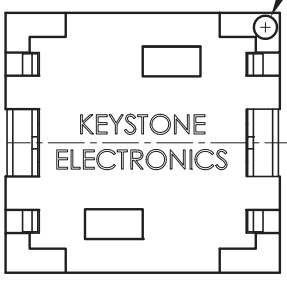
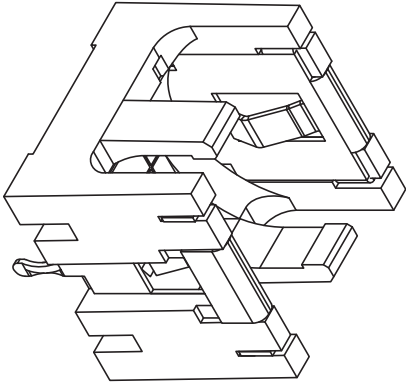
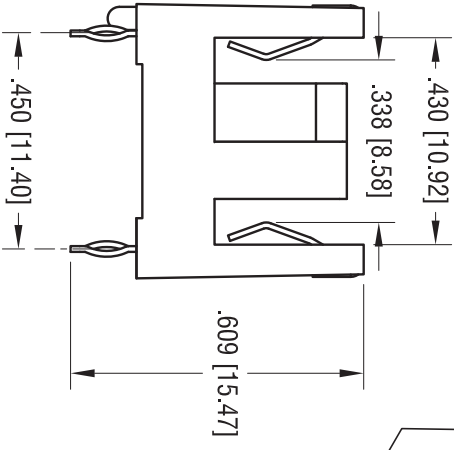
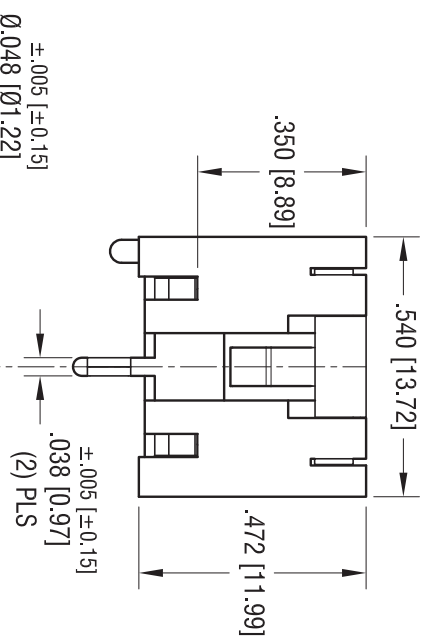
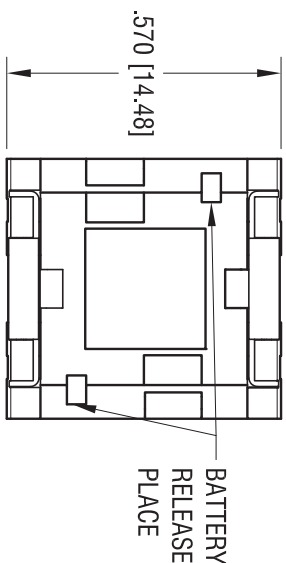
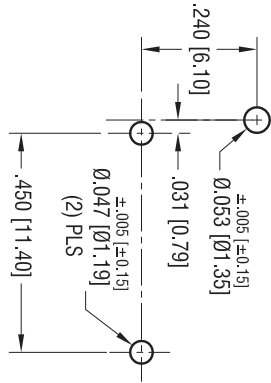


MOUNTING PAD LAYOUT



- NOTE:**
1. CONTACT: MAT'L - .012 [0.30] THK PHOSPHOR BRONZE
FINISH - TIN PLATE
 2. HOUSING: MAT'L - HEAT RESISTANCE NYLON (UL94V-0)

DATE	DESCRIPTION	REV.

THIS DOCUMENT IS THE PROPERTY OF KEystone ELECTRONICS CORP. IT IS TO BE KEPT IN CONFIDENTIALITY AND NOT REPRODUCED, COPIED, OR USED AS A BASIS FOR MANUFACTURE WITHOUT PRIOR WRITTEN PERMISSION FROM KEystone ELECTRONICS CORP.

KEYSTONE ELECTRONICS CORP.			
www.keyston.com • ASTORIA, N.Y. • 11105-2017 • Tel (718) 956-8900			
PART NAME 1/3 N HORIZONTAL PC HOLDER			
MATERIAL AS NOTED		CODE C	
FINISH AS NOTED		DRN BY NT	DATE 4.27.10
TOLERANCES INCH [MM]		APPD LN	SCALE 3X
DECIMAL ± .010 [± 0.25]		DWG NO. 503	
ANGULAR ± 1°		UNLESS OTHERWISE SPECIFIED	