



高效整流二极管 High Efficient Rectifier

■特征 Features

- I_o 3.0A
- VRRM 50V-1000V
- 耐正向浪涌电流能力高
- High surge current capability

■Applications

- 整流用 Rectifier

■极限值 (绝对最大额定值)

Limiting Values (Absolute Maximum Rating)

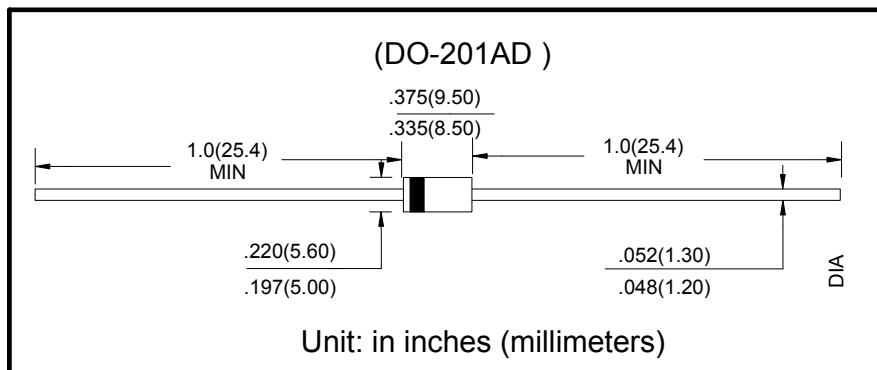
参数名称 Item	符号 Symbol	单位 Unit	条件 Conditions	HER30							
				1G	2G	3G	4G	5G	6G	7G	8G
反向重复峰值电压 Repetitive Peak Reverse Voltage	V_{RRM}	V		50	100	200	300	400	600	800	1000
正向平均电流 Average Forward Current	$I_{F(AV)}$	A	正弦半波 60Hz, 电阻负载, T_a (FIG.1) 60Hz Half-sine wave, Resistance load, T_a (FIG.1)	3							
正向 (不重复) 浪涌电流 Surge (Non-repetitive) Forward Current	I_{FSM}	A	正弦半波 60Hz, 一个周期, $T_a=25^\circ\text{C}$ 60Hz Half-sine wave, 1 cycle, $T_a=25^\circ\text{C}$	125							
结温 Junction Temperature	T_J	$^\circ\text{C}$		-55~+150							
储存温度 Storage Temperature	T_{STG}	$^\circ\text{C}$		-55 ~ +150							

■电特性 (Ta=25°C 除非另有规定)

Electrical Characteristics (Ta=25°C Unless otherwise specified)

参数名称 Item	符号 Symbol	单位 Unit	测试条件 Test Condition	HER30							
				1G	2G	3G	4G	5G	6G	7G	8G
正向峰值电压 Peak Forward Voltage	V_{FM}	V	$I_{FM}=3A$	1.0		1.3		1.7			
反向峰值电流 Peak Reverse Current	I_{RRM1}	μA	$V_{RM}=V_{RRM}$	$T_a=25^\circ\text{C}$							
	I_{RRM2}			$T_a=125^\circ\text{C}$							
反向恢复时间 Reverse Recovery time	t_r	ns	$I_F=0.5A$ $I_R=1A$ $I_{RR}=0.25A$	50				75			
热阻 (典型) Thermal Resistance (Typical)	$R_{\theta J-A}$	$^\circ\text{C}/\text{W}$	结和环境之间 Between junction and ambient	30							
结电容 Typical junction capacitance	C_j	pF	Measured at 1MHz and Applied Reverse Voltage of 4.0 V.D.C.	70				50			

■外形尺寸和印记 Outline Dimensions and Mark



■特性曲线 (典型) Characteristics(Typical)

FIG.1 正向电流降额曲线
FORWARD CURRENT DERATING CURVE

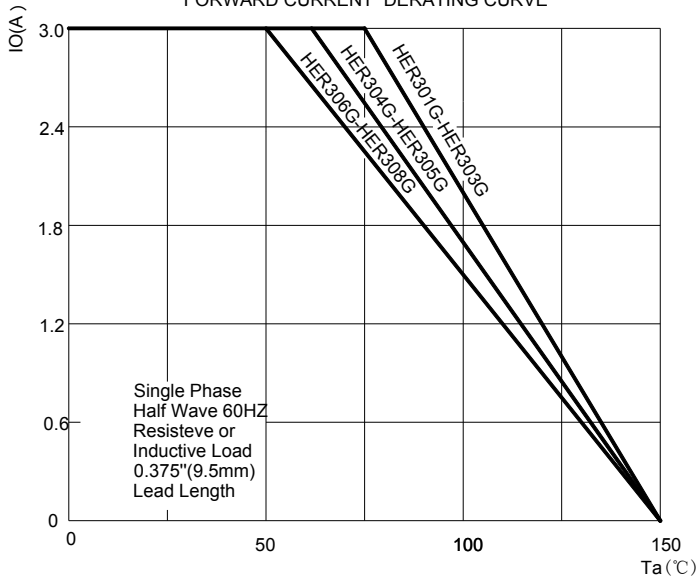


FIG.2 最大正向浪涌冲击耐受力
MAXIMUM NON-REPETITIVE FORWARD SURGE CURRENT

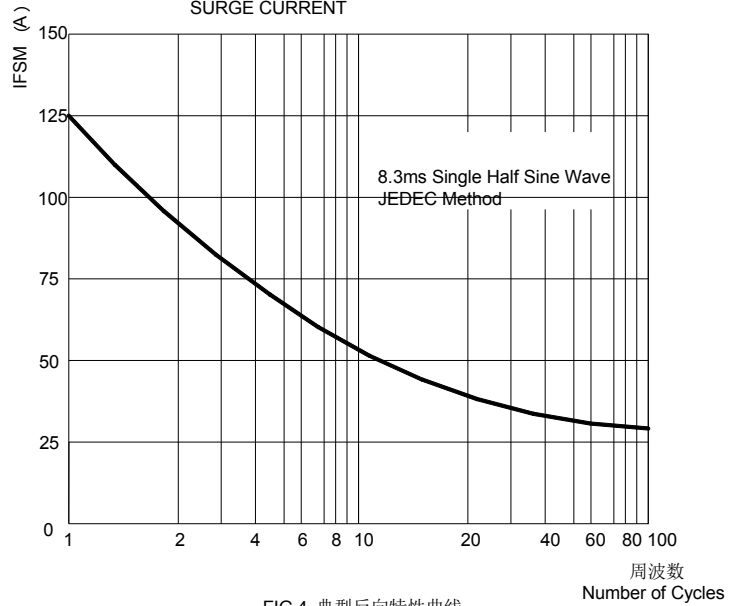


FIG.3 典型正向特性曲线
TYPICAL FORWARD CHARACTERISTICS

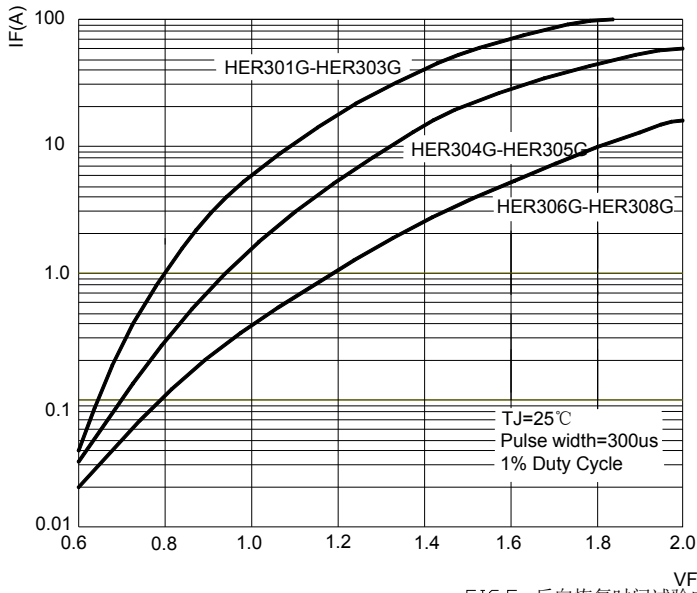


FIG.4 典型反向特性曲线
TYPICAL REVERSE CHARACTERISTICS

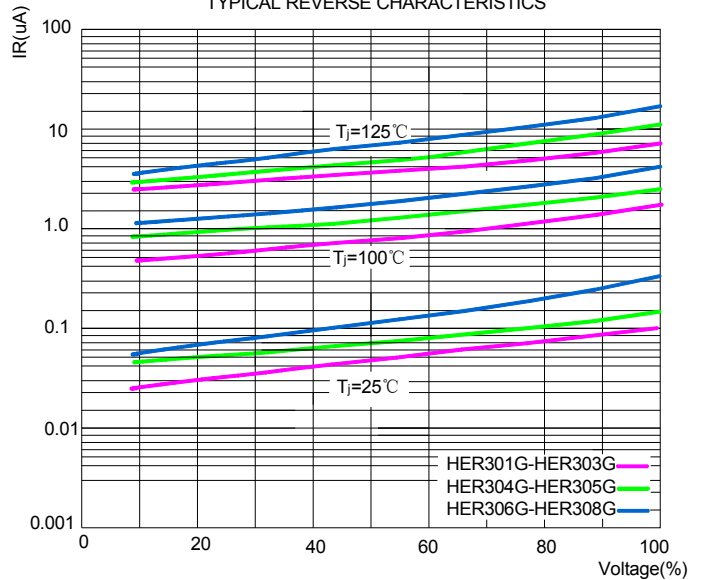


FIG.5 反向恢复时间试验电路及测试波形示意图
Diagram of circuit and Testing wave form of reverse recovery time

