

# Connection cables

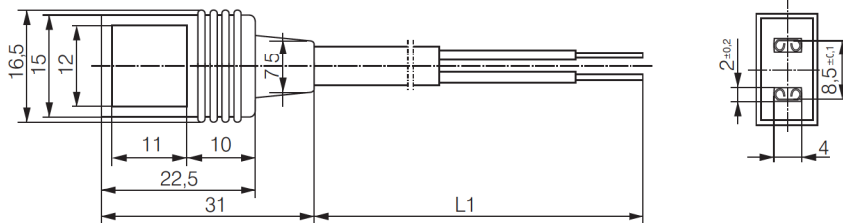
- Connection cable with moulded plug connection in varying lengths.
- Wire end with core crimp sleeve, core-end sleeve or tin-plated.
- Straight or angled plug.
- For all fan types with pin 2.8 / 3.0 x 0.5.



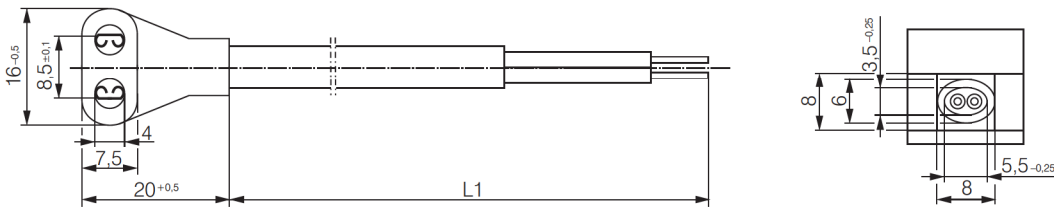
Plug model	L1 (mm)	Leads	Plug	Leads end	Lead colour	Receptacle for tabs	Application
LZ120	610	0,5 mm <sup>2</sup>	G	C	black/black	2,8 x 0,5	AC
LZ120-4	2 000	0,5 mm <sup>2</sup>	G	A	black/black	2,8 x 0,5	AC
LZ120-5	380	0,5 mm <sup>2</sup>	W	B	red/black	2,8 x 0,5	DC
LZ120-6	610	0,5 mm <sup>2</sup>	W	B	red/black	2,8 x 0,5	DC
LZ120-11	2 000	0,5 mm <sup>2</sup>	G	A	red/black	2,8 x 0,5	DC
LZ120-16	800	0,5 mm <sup>2</sup>	G	B	black/black	2,8 x 0,5	AC
LZ120-18	4 000	0,5 mm <sup>2</sup>	G	A	black/black	2,8 x 0,5	AC
LZ126	1 000	0,5 mm <sup>2</sup>	G	C	black/black	2,8 x 0,5	AC
LZ127	1 600	0,5 mm <sup>2</sup>	G	B	black/black	2,8 x 0,5	AC
LZ130-1	610	0,82 mm <sup>2</sup>	G	C	black/black	2,8 x 0,5	AC *
LZ140	610	0,73 mm <sup>2</sup>	G	B	black/black	2,8 x 0,8	AC

\* UL-approved

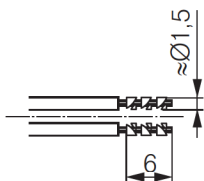
Connection cable Straight plug (G)



Connection cable Angled plug (W)



Cor crimp sleeve Leads end A



Tin-plated Leads end B



Core end sleeve Leads end C

