

Schottky Diode Gen <sup>2</sup>

preliminary

$$V_{RRM} = 60V$$


$$I_{FAV} = 2 \times 15A$$

$$V_F = 0.64V$$

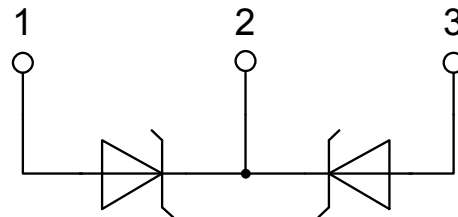
High Performance Schottky Diode  
Low Loss and Soft Recovery  
Common Cathode

Part number

DSB30C60PB



Backside: cathode

**Features / Advantages:**

- Very low  $V_f$
- Extremely low switching losses
- Low  $I_{rm}$  values
- Improved thermal behaviour
- High reliability circuit operation
- Low voltage peaks for reduced protection circuits
- Low noise switching

**Applications:**

- Rectifiers in switch mode power supplies (SMPS)
- Free wheeling diode in low voltage converters

**Package:** TO-220

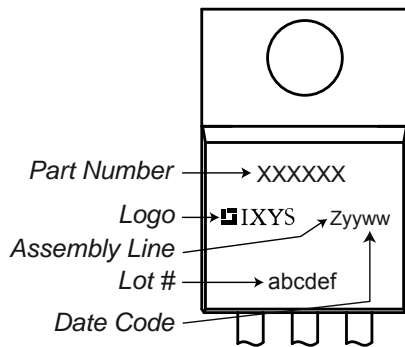
- Industry standard outline
- RoHS compliant
- Epoxy meets UL 94V-0

Schottky				Ratings			
Symbol	Definition	Conditions	min.	typ.	max.	Unit	
$V_{RSM}$	max. non-repetitive reverse blocking voltage				60	V	
$V_{RRM}$	max. repetitive reverse blocking voltage				60	V	
$I_R$	reverse current, drain current	$V_R = 60\text{ V}$			5	mA	
		$V_R = 60\text{ V}$			25	mA	
$V_F$	forward voltage drop	$I_F = 15\text{ A}$			0.74	V	
		$I_F = 30\text{ A}$			1.13	V	
		$I_F = 15\text{ A}$	$T_{VJ} = 125^\circ\text{C}$			0.64	V
		$I_F = 30\text{ A}$				0.86	V
$I_{FAV}$	average forward current	$T_C = 130^\circ\text{C}$ rectangular $d = 0.5$			15	A	
$V_{FO}$	threshold voltage	} for power loss calculation only			0.46	V	
$r_F$	slope resistance				10.6	mΩ	
$R_{thJC}$	thermal resistance junction to case				1.75	K/W	
$R_{thCH}$	thermal resistance case to heatsink			0.50		K/W	
$P_{tot}$	total power dissipation				70	W	
$I_{FSM}$	max. forward surge current	$t = 10\text{ ms}; (50\text{ Hz}), \text{ sine}; V_R = 0\text{ V}$			340	A	
$C_J$	junction capacitance	$V_R = 12\text{ V}$ $f = 1\text{ MHz}$			227	pF	

preliminary

Package TO-220			Ratings			
Symbol	Definition	Conditions	min.	typ.	max.	Unit
$I_{RMS}$	RMS current	per terminal <sup>1)</sup>			35	A
$T_{VJ}$	virtual junction temperature		-55		150	°C
$T_{op}$	operation temperature		-55		125	°C
$T_{stg}$	storage temperature		-55		150	°C
<b>Weight</b>				2		g
$M_D$	mounting torque		0.4		0.6	Nm
$F_C$	mounting force with clip		20		60	N

### Product Marking



### Part number

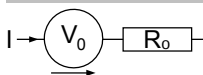
- D = Diode
- S = Schottky Diode
- B = ultra low VF
- 30 = Current Rating [A]
- C = Common Cathode
- 60 = Reverse Voltage [V]
- PB = TO-220AB (3)

Ordering	Part Number	Marking on Product	Delivery Mode	Quantity	Code No.
Standard	DSB30C60PB	DSB30C60PB	Tube	50	502781

### Equivalent Circuits for Simulation

\* on die level

$T_{VJ} = 150\text{ °C}$



Schottky

$V_{0\max}$	threshold voltage	0.46	V
$R_{0\max}$	slope resistance *	7.5	mΩ

