



CFT.

Hinges with screw-covers

Technopolymer



Main specifications

Material

glass-fibre reinforced polyamide based (PA) technopolymer, black colour, matte finish.

Rotating pin

Acetal based (POM) technopolymer, black colour.

Screw-covers

Polyester based (PBT) technopolymer, black colour, glossy finish, snap-in assembly.

Standard executions

- **CFT-SH**: pass-through holes for countersunk head screws.
- **CFT-EH**: hexagonal pass-through holes for cylindrical head screws, hexagonal head nuts or screws. CFT. hinge with boss or stud can be obtained by means of hexagonal head nuts or screws fitted into the assembly hole.

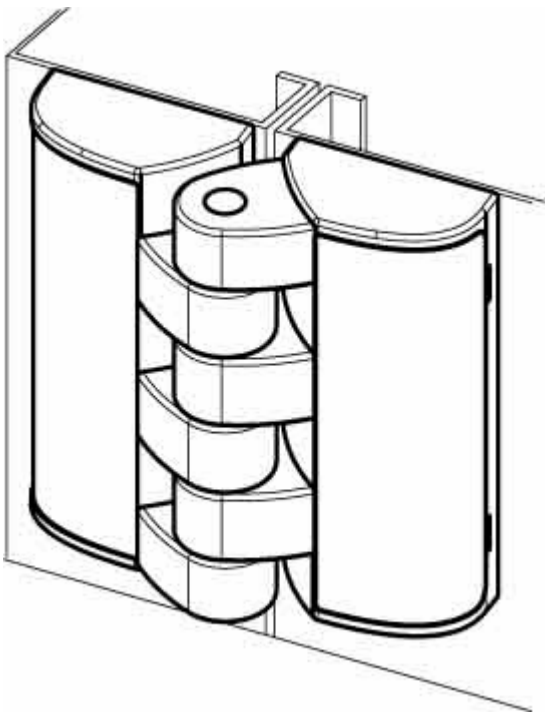
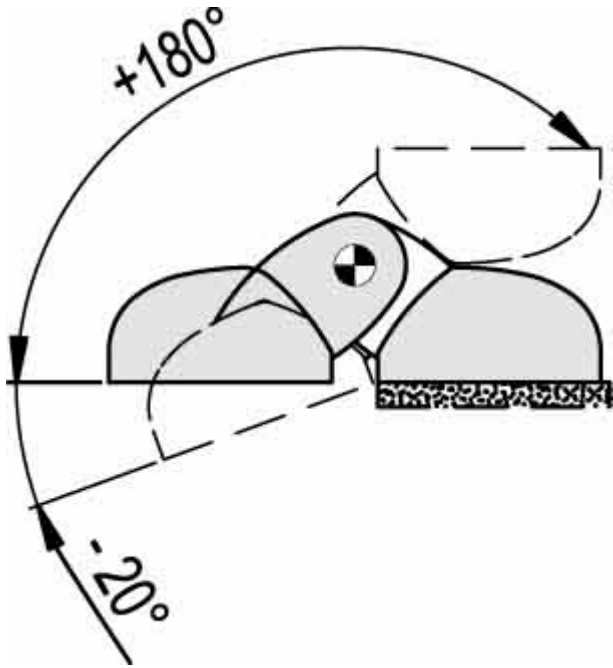
General information

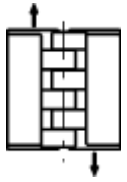
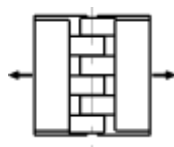
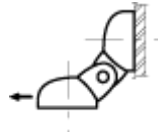
Rotation angle (*approximate value*)

Max 200° (-20° and +180° being 0° the condition where the interconnected surfaces are on the same plane).

Do not exceed the rotation angle limit so as not to prejudice the hinge mechanical performance.

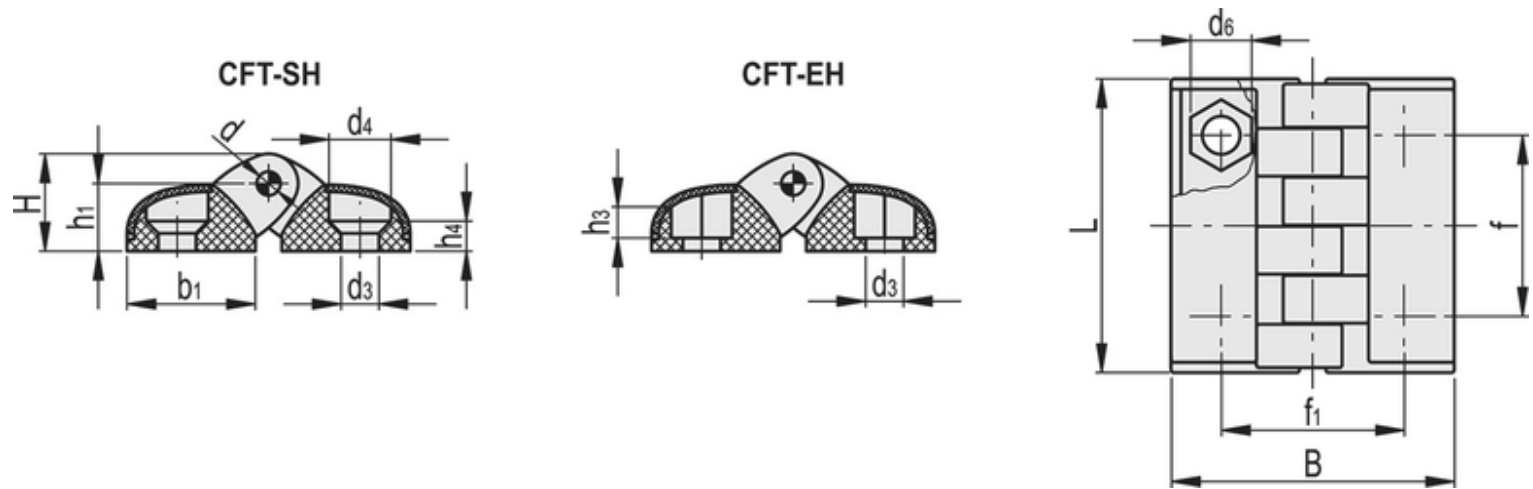
To choose the convenient type and the right number of hinges for your application, see the [Guidelines](#).



Resistance tests	AXIAL STRESS		RADIAL STRESS		90° ANGLED STRESS	
						
	Maximum working load	Load at breakage	Maximum working load	Load at breakage	Maximum working load	Load at breakage
Description	Ea [N]	Ra [N]	Er [N]	Rr [N]	E90 [N]	R90 [N]
CFT.40	300	1500	300	1500	200	750
CFT.49	500	2900	400	3000	300	1600
CFT.65	800	4500	800	4400	500	2200

Special executions on request

Screw-covers in different RAL colours.



Code	Description	L	B	$f_{\pm 0.25}$	$f_1 \pm 0.25$	H	h_1	h_3	h_4	b_1	d	d_3	d_4	d_6	C# [Nm]	Weight
427112-C9	CFT.40 SH-4-C9	39.5	38	25	25	13	9	-	4.5	17.5	3	4.5	8.5	-	2	11
427132-C9	CFT.49 SH-5-C9	49.5	48	30.5	31	16.5	11.5	-	5	21.5	4	5.5	10.5	-	2	24
427152-C9	CFT.65 SH-6-C9	65	63	40	40	21.5	15	-	10	29	5	6.5	12.5	-	2	50
427111-C9	CFT.40 EH-4-C9	39.5	38	25	25	13	9	4	-	17.5	3	4.5	-	7	2	11
427131-C9	CFT.49 EH-5-C9	49.5	48	30.5	31	16.5	11.5	5	-	21.5	4	5.5	-	8.5	2	24
427133-C9	CFT.49 EH-6-C9 -	49.5	48	30.5	31	16.5	11.5	5	-	21.5	4	6.5	-	10	2	24
427151-C9	CFT.65 EH-6-C9	65	63	40	40	21.5	15	7	-	29	5	6.5	-	10	2	50

* In case of assembly with cylindrical screw, use a shorted head screw.

Suggested tightening torque for assembly screws.