

## DETAILS

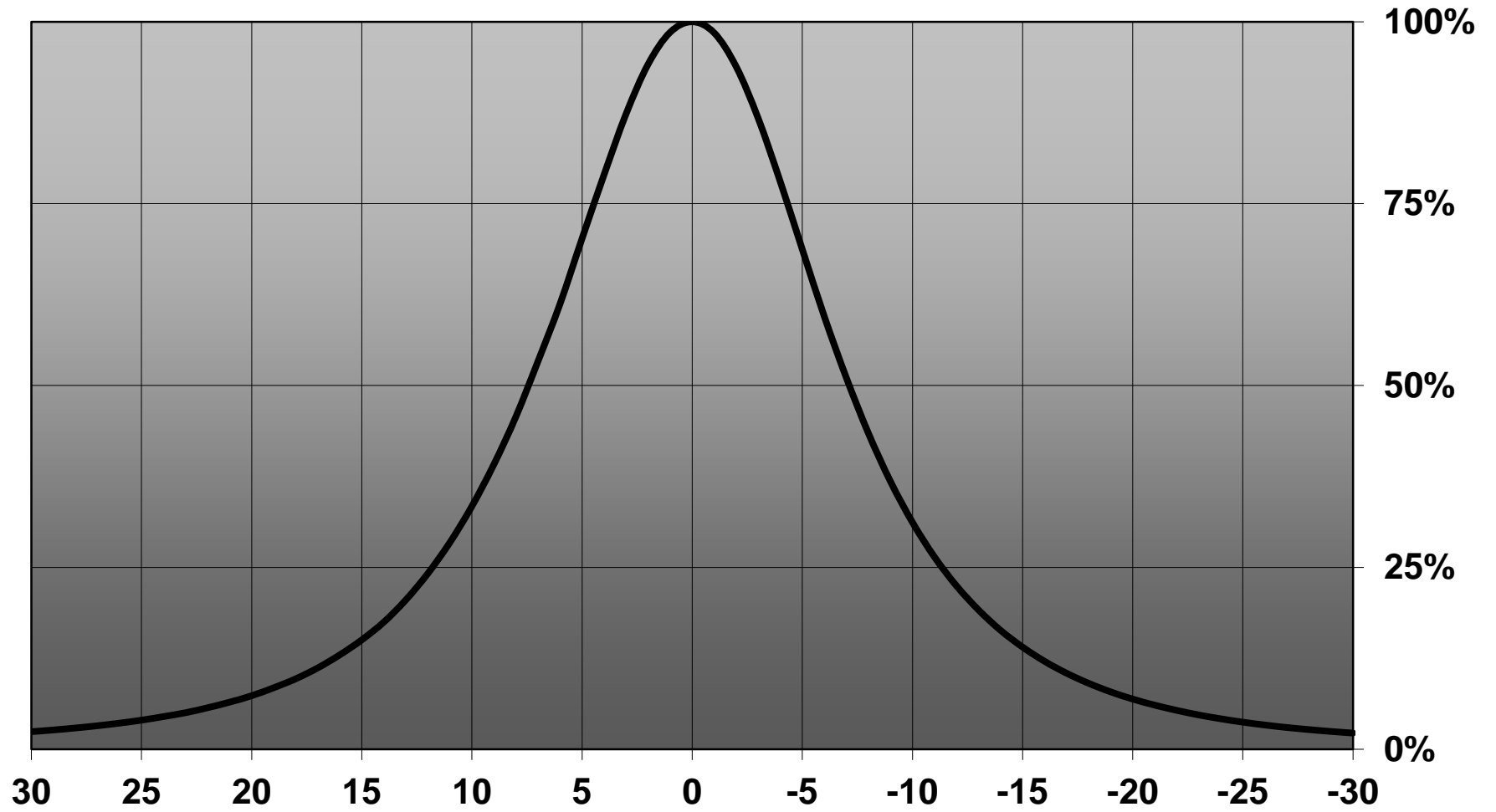
<b>Product Number</b>	CA11360_LAURA-D
<b>Family</b>	Laura
<b>Type</b>	Assembly
<b>Color</b>	black
<b>Diameter</b>	21.6 x 21.6 mm
<b>Height</b>	13,1 mm
<b>Style</b>	square
<b>Optic Material</b>	PMMA
<b>Holder Material</b>	PC
<b>Fastening</b>	tape
<b>Status</b>	ready
<b>ROHS Compliant</b>	Yes
<b>Date Updated</b>	26/06/2013



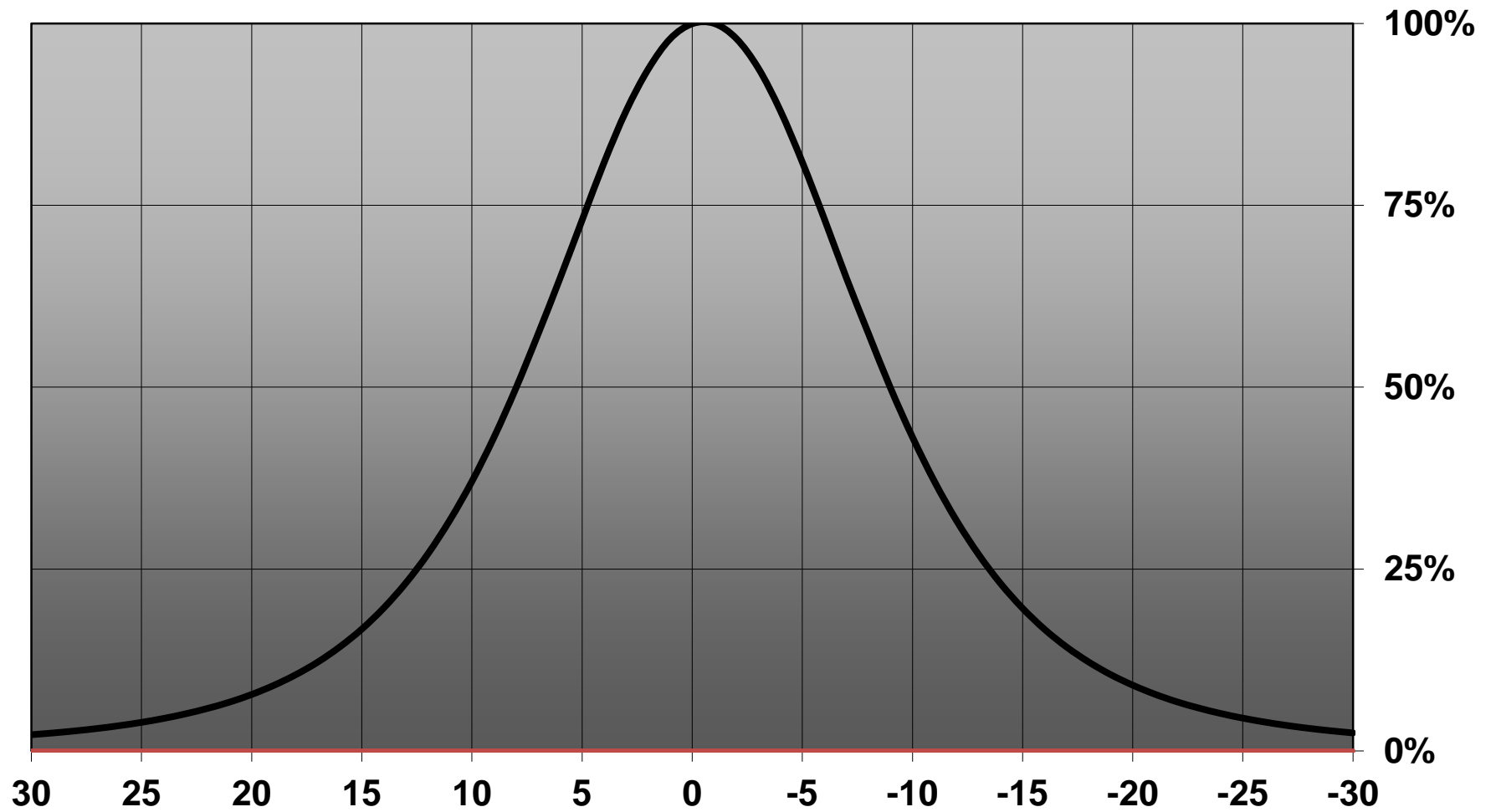
## OPTICAL PROPERTIES

LED	Viewing Angle	Light Beam	Efficiency	cd/lm	Connector
XP-E	13 deg	Diffuser	93 %	9.300	-
Z5	14 deg	Diffuser	-	-	-
XP-E2	15 deg	Diffuser	80 %	6.370	-
XP-G	15 deg	Diffuser	93 %	7.000	-
XP-E-HEW	15 deg	Diffuser	86 %	6.200	-
XT-E	15 deg	Diffuser	86 %	5.490	-
XP-G2	17 deg	Diffuser	89 %	6.100	-
H35C1 (LEMWA33)	19 deg	Diffuser	86 %	5.000	-

Relative intensity of CA11360\_LAURA-D\_(XP-E2)

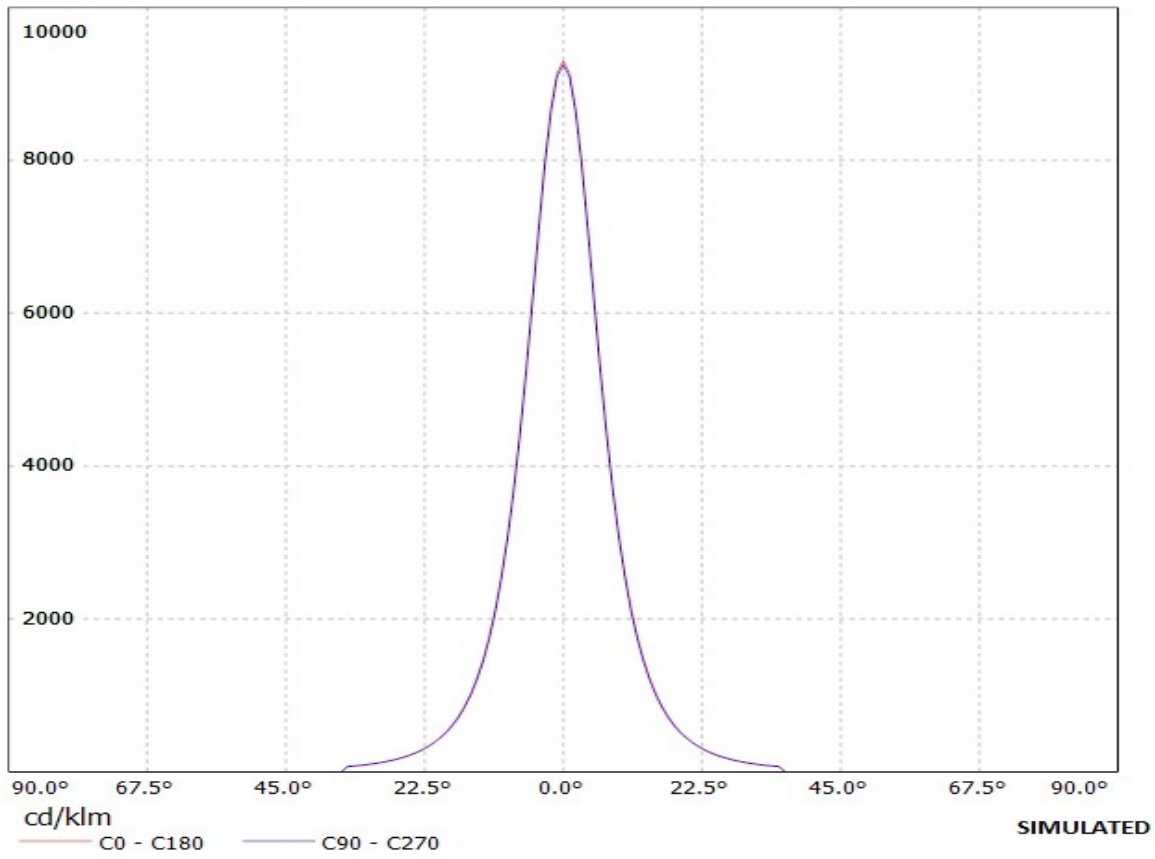


Relative intensity of CA11360\_LAURA-D-(XPG2)



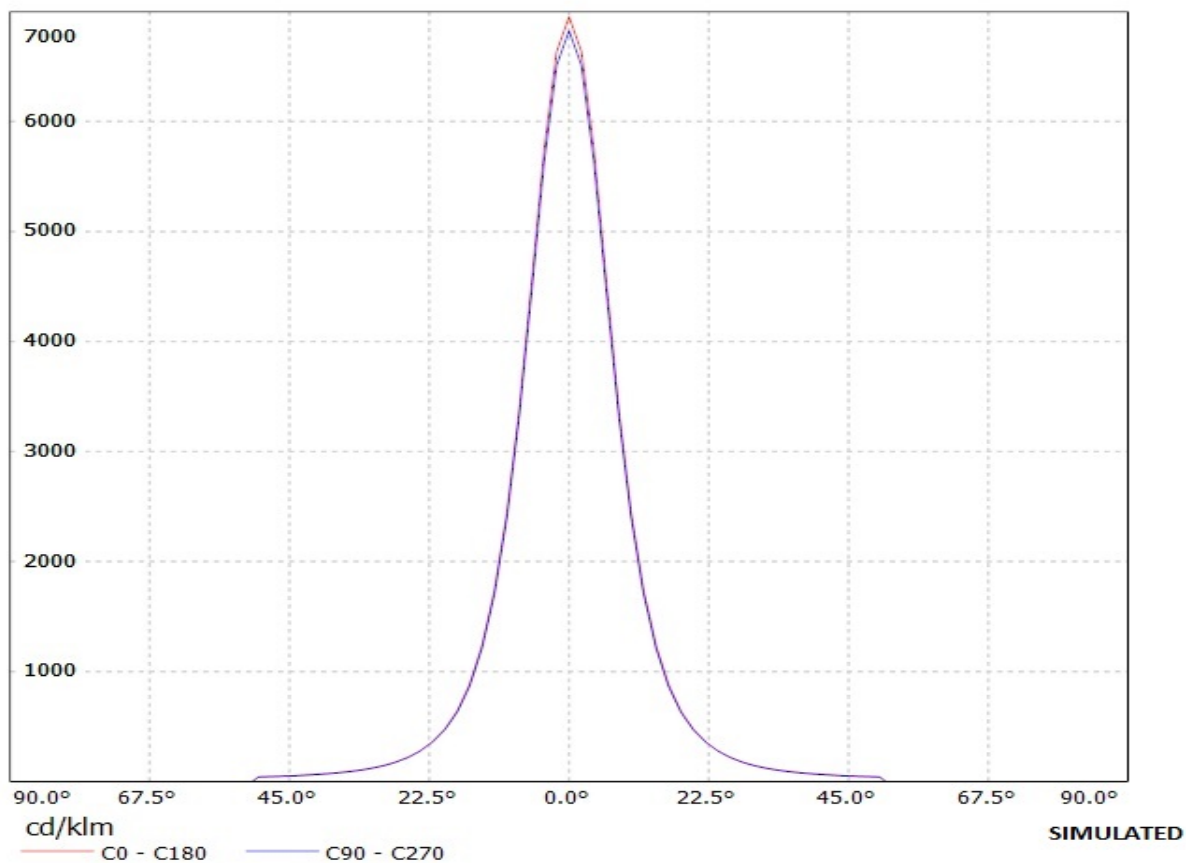
# Ledil Oy CA11360\_Laura-D-XP-tape CA11360\_Laura-D-XP-tape / LDC (Linear)

Luminaire: Ledil Oy CA11360\_Laura-D-XP-tape CA11360\_Laura-D-XP-tape  
Lamps: 1 x Cree XP-E (White)

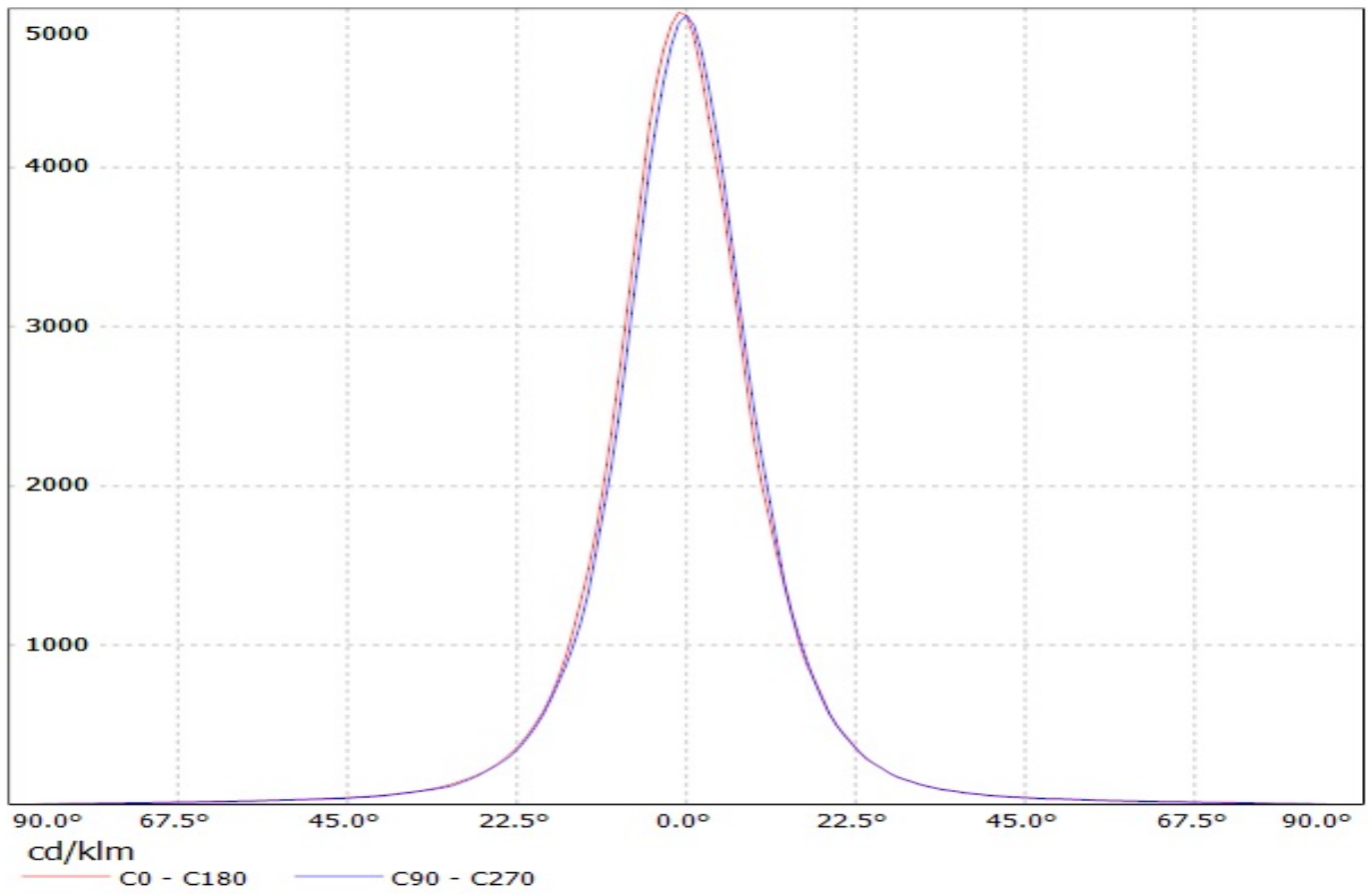


# Ledil Oy CA11360\_Laura-D-XP-G-tape CA11360\_Laura-D-XP-G-tape / LDC (Linear)

Luminaire: Ledil Oy CA11360\_Laura-D-XP-G-tape CA11360\_Laura-D-XP-G-tape  
Lamps: 1 x Cree XP-G (White)

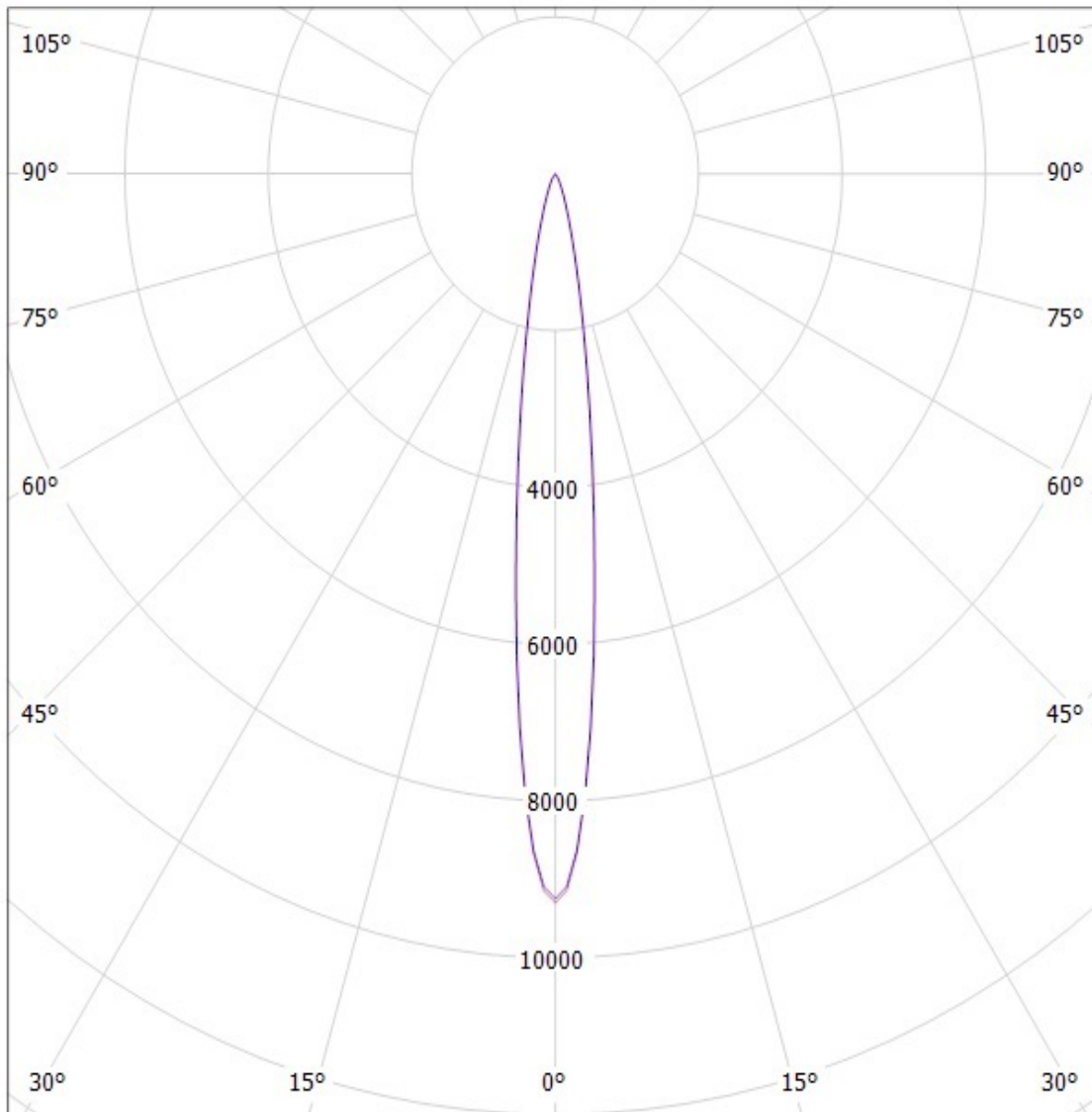


Luminaire: Ledil Oy CA11360\_LAURA-D\_(3535\_Ceramic\_gen2) Efficiency=86%  
Lamps: 1 x LG 3535 Ceramic gen2 (PKG5700K) 116lm @ 250mA CCT=6200K P=0.7W I=250mA



# Ledil Oy CA11360\_Laura-D-XP-tape CA11360\_Laura-D-XP-tape / LDC (Polar)

Luminaire: Ledil Oy CA11360\_Laura-D-XP-tape CA11360\_Laura-D-XP-tape  
Lamps: 1 x Cree XP-E (White)



cd/klm

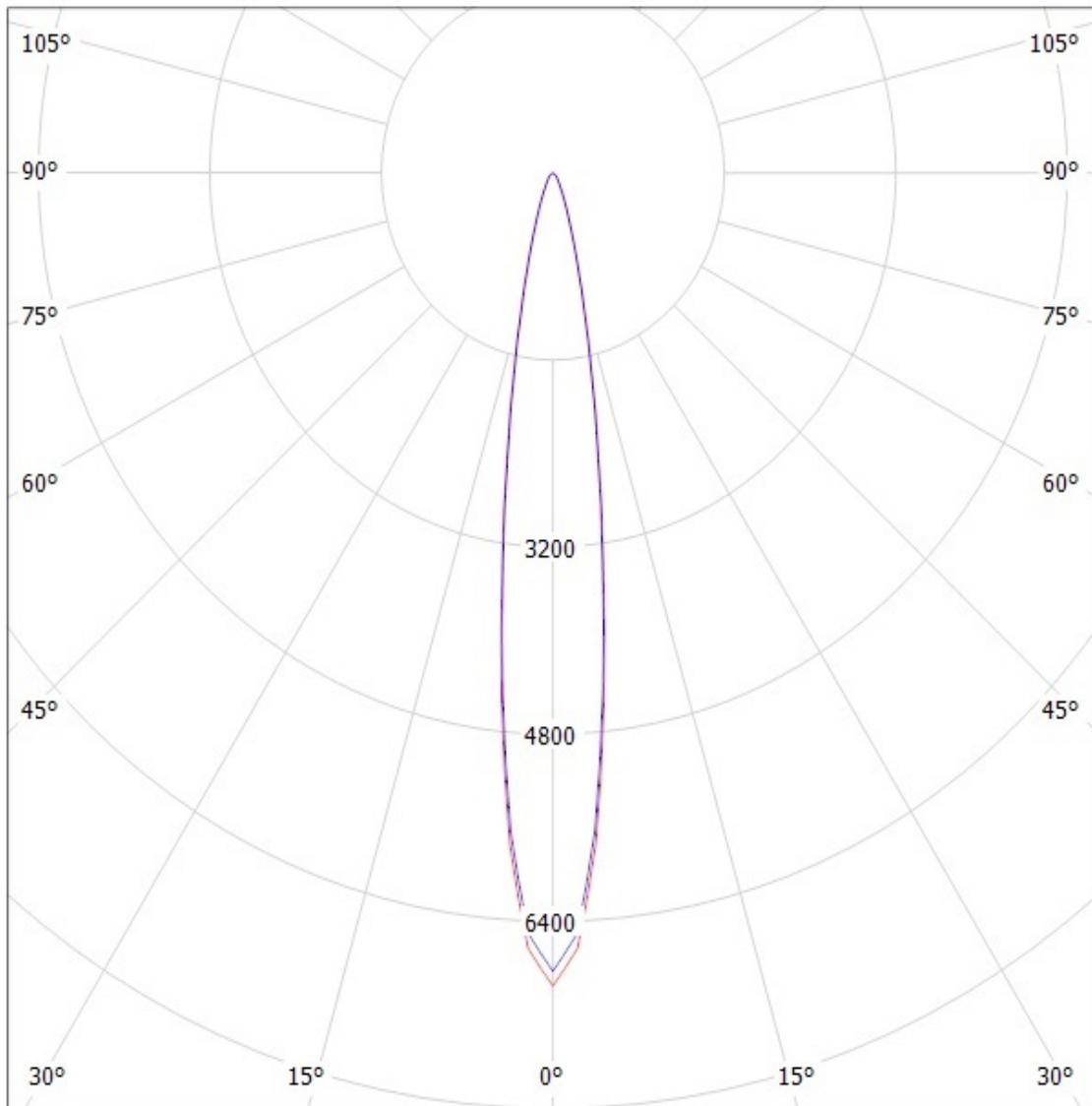
— C0 - C180 — C90 - C270

SIMULATED

# Ledil Oy CA11360\_Laura-D-XP-G-tape CA11360\_Laura-D-XP-G-tape / LDC (Polar)

Luminaire: Ledil Oy CA11360\_Laura-D-XP-G-tape CA11360\_Laura-D-XP-G-tape

Lamps: 1 x Cree XP-G (White)



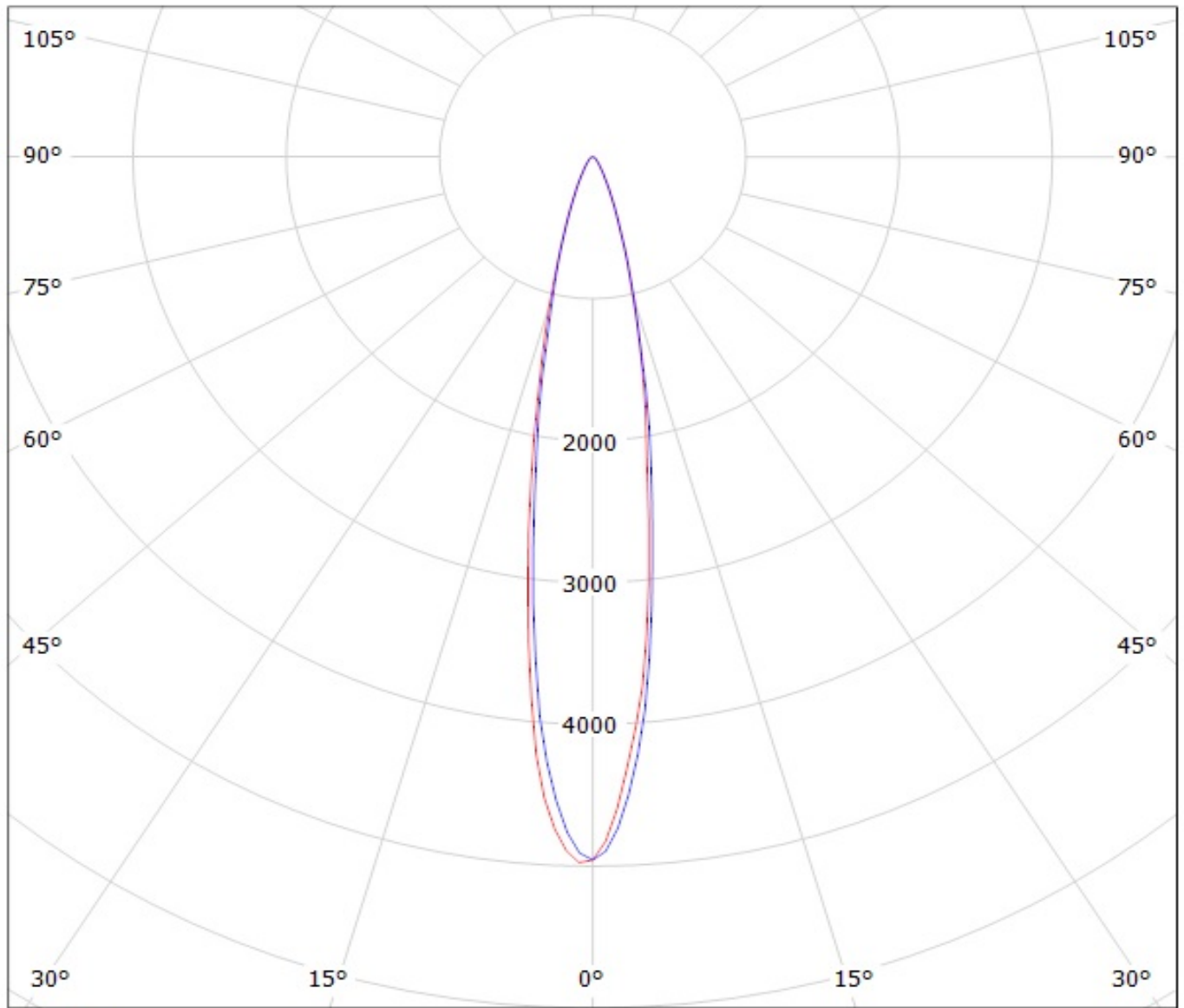
cd/klm

— C0 - C180 — C90 - C270

**SIMULATED**



Luminaire: Ledil Oy CA11360\_LAURA-D\_(3535\_Ceramic\_gen2) Efficiency=86%  
Lamps: 1 x LG 3535 Ceramic gen2 (PKG5700K) 116lm @ 250mA CCT=6200K P=0.7W I=250mA



cd/klm

— C0 - C180

— C90 - C270

**NOTE: The typical divergence will be changed by different color, chip size and chip position tolerance. The typical total divergence is the full angle measured where the luminous intensity is half of the peak value.**

### **GENERAL INFORMATION**

- Product series especially designed & optimized for series of LEDs.
- Special care taken to make light distribution as uniform as possible.
- Fastening to heat sink with a PU foam adhesive tape of automotive grade. Please find fastening details by clicking link: [http://www.ledil.com/datasheets/DataSheet\\_TAPE.pdf](http://www.ledil.com/datasheets/DataSheet_TAPE.pdf)

**NOTE 1: We advise customer to ensure the suitability and sufficiency of the bond in the end product. For example, mechanical stress, vibration and holes on the surface of the circuit board weaken the strength of the tape.**

**NOTE 2: Assembly to the surface must be made straight, so the tape bonds constant and balanced with fastening surface. Slanted assembly might cause unbalanced bond to the surface. All surfaces where tape is applied must be clean, dry and free from grease and dirt.**

**If cleaning of PCB surfaces is needed, please follow strictly the cleaning instructions of your LED manufacturer - this is important as cleaning shall under no circumstances damage LEDs or other electronics components on the PCB.**

**Further note that optical components shall not be cleaned with any chemicals - only micro fiber cloth may be used to remove fingerprints or other traces from handling.**