


Long recognised as a leader in refrigerator door switches, Bulgin's wide range of types and configurations will suit almost any need. With both double contact and single contact options, our switches are not only ideal for traditional refrigerator and freezer applications but can and have been used in a variety of door applications as well.

- Door switches
- Switch rating from 0.2A, 250V ac up to 5A, 250Vac
- Splash resistant variants
- Choice of actuators
- Momentary on and momentary off switching
- Hazardous Location EN IEC 60079-0 & 60079-15
- Ex II 3 G & Ex nC IIA Gc
- Cert no. UL 22 ATEX 2897U
- Rated up to 2.5A 250VAC





Key Features

- Ratings up to 0.2A, 250V ac
- High temperature rating up to 125°C
- Long overtravel
- Choice of terminal orientation

Approvals and specifications

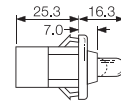
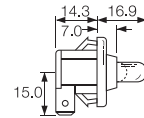
☑ 0055 & 0056
0.2(0.2)A 250Vac 25T125 5E4
(50,000 operations)

μ contact gap

Dimensions and Properties

C0055RB

C0056RB



Terminal	Function	Actuator	Body	Options				
<p>C</p> <p>6.3x0.8</p>	<p>0055</p> <p>ON - OFF (momentary OFF) 90° terminals</p>	<p>R</p>	<p>B</p> <p>Panel cut - out</p> <p>Panel thickness</p> <table border="1"> <tr> <td>0055</td> <td>1.0 - 1.6</td> </tr> <tr> <td>0056</td> <td>1.0 - 2.6</td> </tr> </table> <p>Flange</p>	0055	1.0 - 1.6	0056	1.0 - 2.6	<p>Finish Gloss finish only</p> <p>Colour White or black Call sales for custom colours.</p>
0055	1.0 - 1.6							
0056	1.0 - 2.6							
<p>H</p> <p>4.8x0.8</p>	<p>0056</p> <p>ON - OFF (momentary OFF) straight terminals</p>							

3005 Refrigerator Door Switches

Splash Resistant



C3005BL ---

C3005CB ---

Key Features

- Door switches
- Momentary on and momentary off switching
- Splash resistant
- Choice of terminal orientation
- Choice of actuators

Approvals and specifications

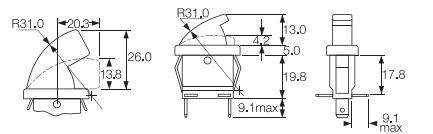
3005 25W 25T85 5E4 (50,000 Operations) 250Vac
 3006 65W 25T85 5E4 (50,000 Operations) 250Vac

UL 0.3A 250Vac (Black Versions Only)
 UL 0.2A 125Vac (Black Versions Only)

μ contact gap

Dimensions and Properties

3005



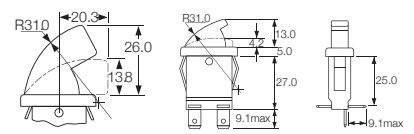
Panel thickness 1.0 - 2.5mm

B Actuator

C Actuator

R, L & B terminals

3006



Panel thickness 1.0 - 2.5mm

B Actuator

C Actuator

R, L & B terminals

Terminal	Function	Actuator	Body	Options
<p>C</p> <p>6.3x0.8</p>	<p>3005</p> <p>ON - OFF (momentary OFF) 1mm max travel to OFF position</p>	<p>B</p> <p>26.0</p>	<p>R L B</p> <p>Terminal direction (viewed from hinge end)</p> <p>Panel cut - out Bezel Bezel Profile</p>	<p>Finish Gloss finish only</p> <p>Colour White or black Call sales for custom colours. A full range is available for large orders.</p>
<p>H</p> <p>4.8x0.8</p>	<p>3006</p> <p>ON - OFF (momentary ON) 3mm min travel to ON position</p>	<p>C</p> <p>13.0</p>	<p>Panel cut - out Bezel Bezel Profile</p>	



Key Features

- ATEX Rated up to 2.5A, 250Vac
- Splash resistant
- Changeover, momentary ON and momentary OFF
- Choice of actuators & colours

Approvals and specifications

Ex ATEX Approved for hazardous locations
 2.5A 250Vac
 Compiles with:
 EN IEC 60079-0 & 60079-15
 Ex II 3 G & Ex nC IIA Gc
 Type Examination Certificate no. UL 22 ATEX 2897U

5A 5A 250Vac (Standard location only)
 25T85 5E4 (50,000 Operations)

UL CSA UL CSA 5A 250Vac (Standard location only)
 UL 85°C, file E45221, CSA file LR10990

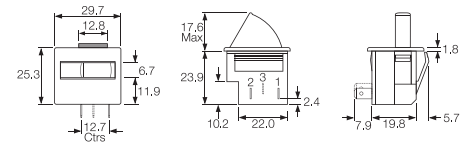
Dimensions and Properties

3101 uses terminals 1,2
 3102 uses terminals 1,2
 3111 uses terminals 1,2,3

μ contact gap.

For details of actuator travel and switching angles call sales.

Finish: Gloss finish only



Terminal	Function	Actuator	Body	Colour	Options	Approval
E 	 3101 ON - OFF (momentary CLOSED)	A 	A 	W White	A Standard	EX ATEX Approved
	3102 ON - OFF (momentary OFF)	B 		B Black		
	3111 ON - ON (momentary 1 side)	C 		P Polar White		
		D 		Call sales for custom colours. A full range is available for large orders.	Call sales for plated contacts and sealed terminal options.	

Part Code System

E	31XX	X	A	X	X	X
Terminal	Function	Actuator Type	Body	Colour	Options	Approval
E	3101 3102 3111	A B C D	A	W B P	A	EX

3140 ATEX Refrigerator Door Switches



Key Features

- ATEX Rated up to 2.5A, 250Vac
- Splash resistant
- Momentary action
- Choice of actuators & colours
- 2 circuit switch

Approvals and specifications

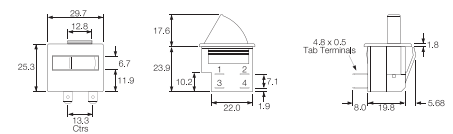
- ⚠ ATEX Approved for hazardous locations
2.5A 250Vac
Compiles with:
EN IEC 60079-0 & 60079-15
Ex II 3 G & Ex nC IIA Gc
Type Examination Certificate no. UL 22 ATEX 2897U
- ⚡ 5A 250Vac (Standard location only)
25T85 5E4 (50,000 Operations)
- UL CSA 5A 250Vac (Standard location only)
UL 85°C, file E45221, CSA file LR10990

Dimensions and Properties

3141 uses terminals 1,2,3,4
3145 uses terminals 3,4
3146 uses terminals 1,2

3141, μ contact gap.
3145 and 3146, 3mm contact gap.

Finish: Gloss finish only



Terminal	Function	Actuator	Body	Colour	Options	Approval
H 	 3141 ON - ON (momentary)	A 	A 	W White	A Standard	EX ATEX Approved
K 3141 Only 	 3145 ON - OFF (momentary OFF)	B 		B Black		
	 3146 ON - OFF (momentary ON)	C 		P Polar White		
Standard format is H terminals in positions 1 & 2 and K terminals in positions 3 & 4 (HK3141)		D 		Call sales for custom colours. A full range is available for large orders.	Call sales for plated contacts and sealed terminal options.	

Part Code System

X	314X	X	A	X	X	X
Terminal HK (3141 only) H	Function 3141 3145 3146	Actuator Type A B C D	Body A	Colour W B P	Options A	Approval EX