

WARRANTY CARD

DATE OF PURCHASE	
SHIPPING ADDRESS	
SIGNATURE / STAMP	
DAMAGE DESCRIPTION	
SERVICE COMMENTS	

FILL IN IF NEEDED

(*) Cross incorrect

I agree to pay the cost of inverter repair due to:

* expiration of the warranty period / * warranty void

Before proceeding with the repair, service will inform by phone about the exact costs of the repair.

Please attach a copy of the purchase document (receipt or invoice) to the complaint.

The full regulations of service repairs can be found on our website www.voltpolska.pl

Proper disposal of the product (waste electrical and electronic equipment)

The marking placed on the product or in the texts related to it indicates that it should not be disposed of with other household waste at the end of its useful life. To avoid harmful effects to the environment and human health from uncontrolled disposal, please separate this product from other types of waste and recycle responsibly to promote the reuse of material resources as a continuing practice. For information on where and how to recycle this product in an environmentally safe manner, residential users should contact the retailer where they purchased the product, or their local government authority. Business users should contact their supplier and check the terms and conditions of their purchase contract. The product should not be disposed of with other commercial waste.



serwis@voltpolska.pl | pomoc@voltpolska.pl

8

PRODUCT MANUAL

AUTOMATIC VOLTAGE
REGULATOR

AVR PRO
1000-10 000VA

VOLT
POLSKA

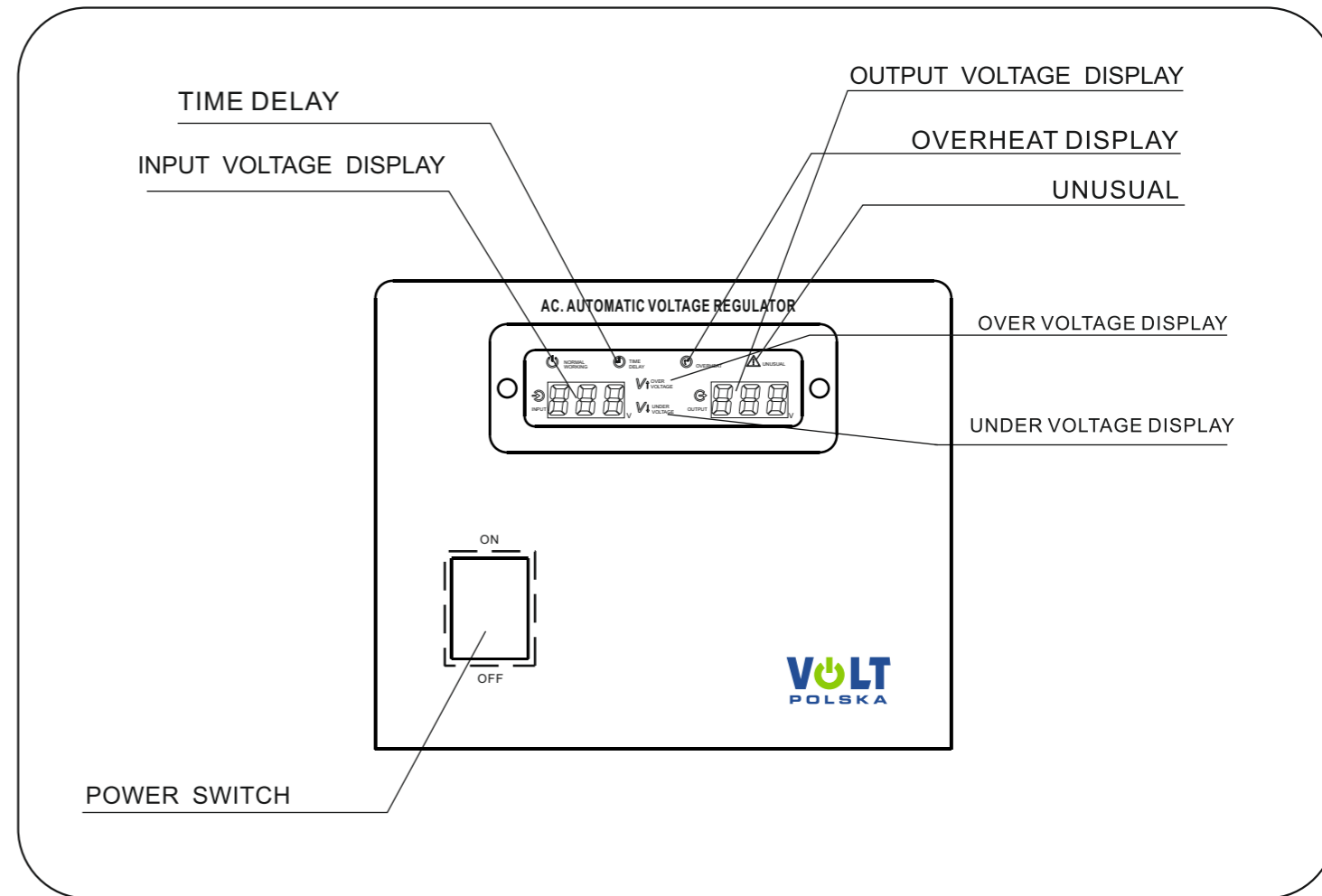
VOLT POLSKA Sp. z o.o.
ul. Swiemirowska 3
81-877 Sopot
www.voltpolska.pl

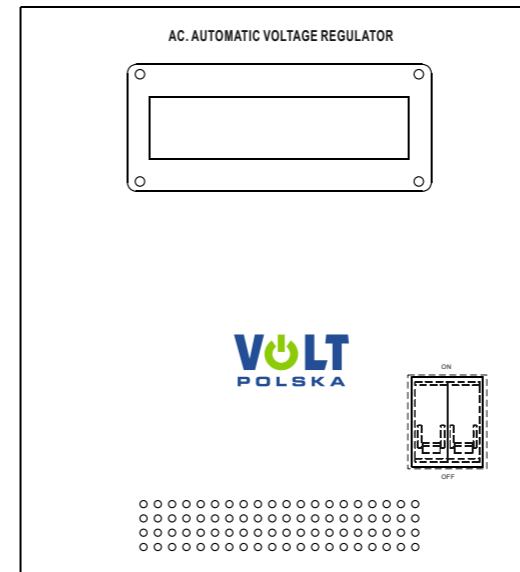
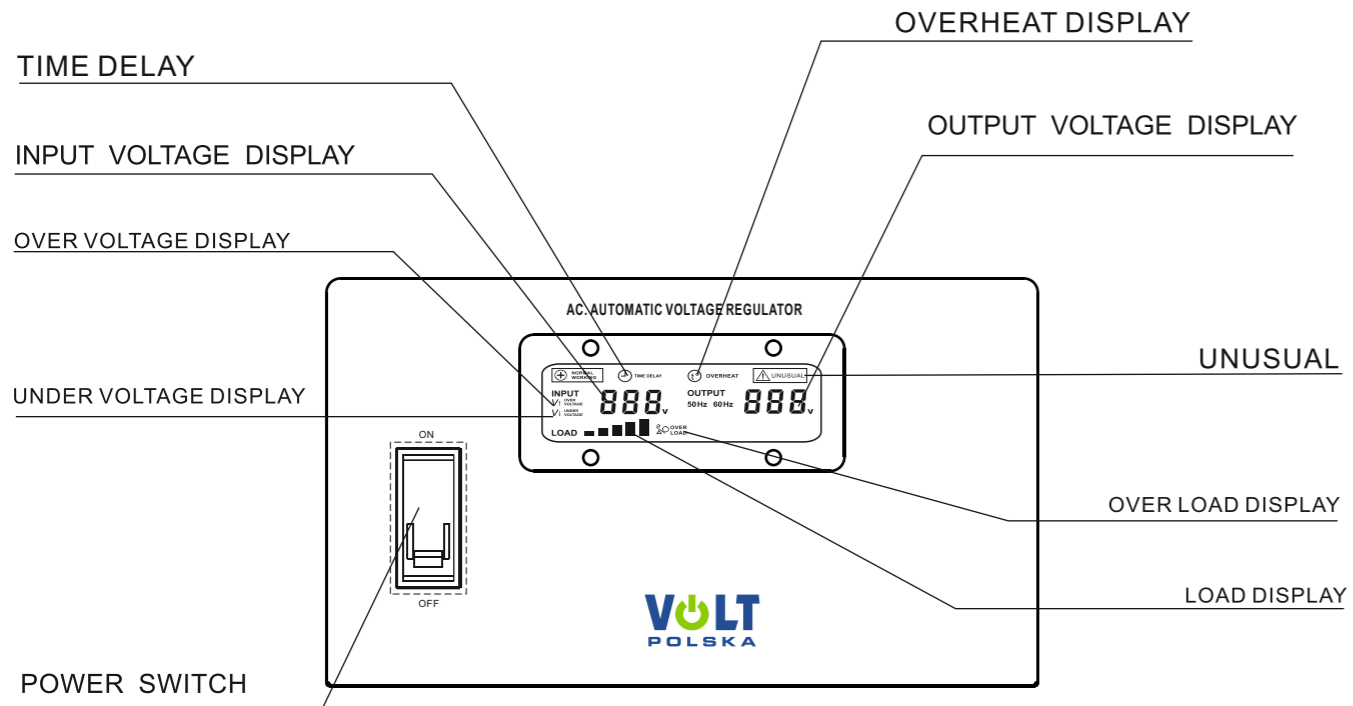
serwis@voltpolska.pl | pomoc@voltpolska.pl

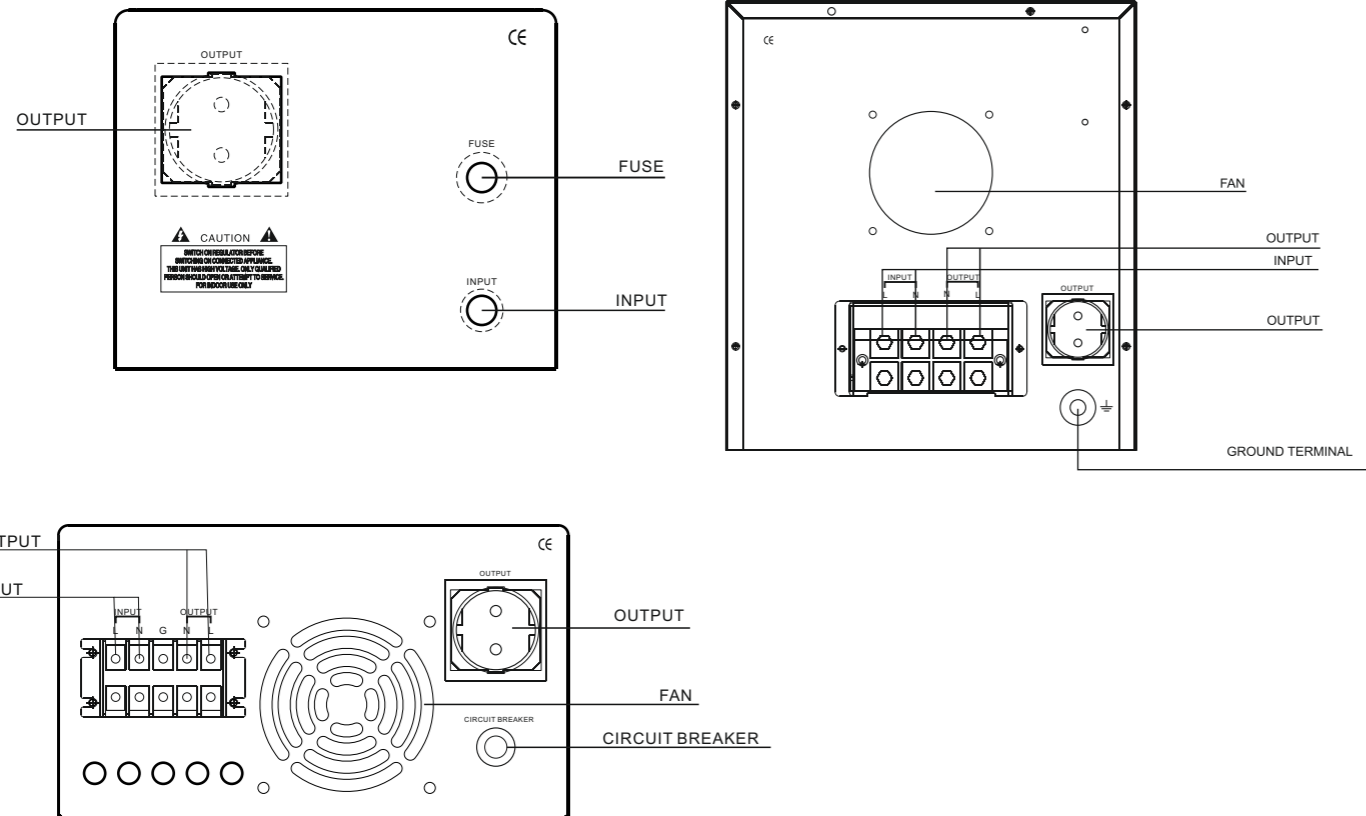
1

Caution

- Avoid overloading
Do not use the regulator beyond its maximum power capacity.
- When connected to any appliance with built-in motor compressor, the starting power is generally several times of the appliance's listed power rating. Make sure that the total starting power capacity of all connected appliance does not exceed the listed maximum output power capacity of the regulator. For color TV set, calculate it twice as its listed capacity.
- Make sure that the regulator is of the same output voltage and frequency as the appliance's it connected.
- Make sure that the voltage of electrical source is within the listed input voltage range of the regulator.
- Always place the regulator in an environment that is:
 - well ventilated.
 - not exposed to direct sunlight or heat source.
 - out of reach from children.
 - away from water, moisture, oil or grease.
 - away from any flammable substance.





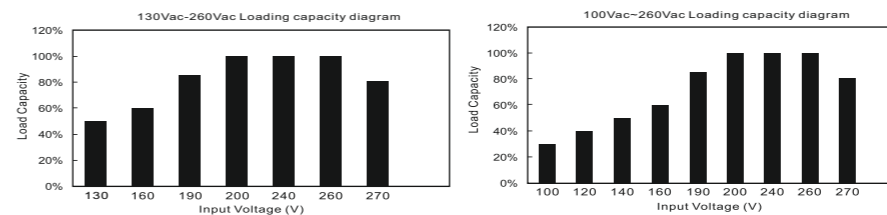


REMARK: Input plugs and output sockets could be changed as request. Please operate refer to the practicality.

Technology Parameter

Capacity	AVR PRO 1000	AVR PRO 2000	AVR PRO 3000	AVR PRO 5000	AVR PRO 10 000
Input	130Vac~260Vac/100Vac~260Vac				
Input	Voltage Range				
Input	Frequency				
Output	Voltage				
Output	Precision				
Delay time	6S				
Protection	High Voltage Protection				
	Low Voltage Protection				
	Overload Protection				
	High Temperature Protection				
	Circuit Protection				

THE REGULATOR'S MAXIMUM OUTPUT POWER WILL CHANGE AS THE DIAGRAM SHOWN BELOW.



MAKE SURE THAT THE TOTAL LOAD POWER DOES NOT EXCEED THE LISTED MAXIMUM OUTPUT POWER OF THE REGULATOR.

* Specification are subjected to change without prior notice.