	TECHNICAL DATA SHEET	code	7704NH
		version	6
		date	2010-04-08
	7704 NH(D02YS-(ST)Y2x2x0.64mm)	page	1/3

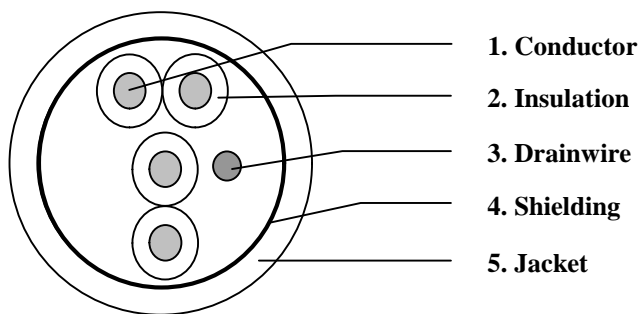
OVERVIEW CODES

Code number	Color code xxxx	Put-up yyy	Color	Put-up length
50009	3538	000	White	305 -0/+30 meter
50009	3538	500	White	500 -0/+50 meter
50009	3538	750	White	1020 -0/+180 meter

APPLICATION

Instrumentation and computer cables for data transmission applications.

CONSTRUCTION



1. Conductor

Material: Solid bare copper
Dimensions: 0.64 mm (AWG22)

2. Insulation

Material: Foam skinned polyethylene
Nominal diameter: 1.35 mm
Minimum wall thickness: 0.30 mm
Colors in twisted pairs: white/blue and blue/white; orange/white and white/orange; ring marking

3. Drainwire


Material: Solid tinned copper
Dimension: 0.51 mm (AWG24)
Stranding elements: 2 pairs and drainwire

4. Shielding

Material: Aluminum-polyester
Position aluminum: Inside
Coverage: 100%

5. Jacket

Material: FRNC
Diameter: 6.50 +/- 0.4 mm
Min. wall thickness: 0.5 mm
Color: White (like RAL 9003)

 BELDEN SENDING ALL THE RIGHT SIGNALS	TECHNICAL DATA SHEET	code	7704NH
		version	6
		date	2010-04-08
	7704 NH(D02YS-(ST)Y2x2x0.64mm)	page	2/3

REQUIREMENTS AND TEST METHODS

Electrical:

Nominal impedance (1-20 MHz)	100 Ohm
Nominal attenuation at 0.772 MHz	1.8 dB/100m
1 MHz	2.0 dB/100m
4 MHz	3.6 dB/100m
10 MHz	5.5 dB/100m
16 MHz	7.0 dB/100m
20 MHz	7.8 dB/100m
Nominal NEXT at 1 MHz	59 dB
4 MHz	50 dB
10 MHz	44 dB
16 MHz	41 dB
20 MHz	40 dB
Nominal capacitance conductor to conductor @ 1kHz	40 pF/m
Nominal capacitance conductor to shield @ 1 kHz	65 pF/m
Nominal conductor DC resistance @ 20°C	55 Ohm/km
Nominal shield DC resistance @ 20°C	17 Ohm/km
Nominal inductance of pair	0.65 µH/m
Maximum operating voltage	300 V rms
Maximum continuous current per conductor	2.5 A

Mechanical and physical:


Maximum pulling tension	50 N
Minimum bending radius	80 mm
Copper weight	13.5 kg/km
Total weight	40.2 kg/km
Temperature rating	-15 to + 80 °C
Flame resistance	IEC 60332-3C
Applicable specification	BS 7655 Section 6.1 table 1 LTS 3

MARKING

Colour code	Sheath color	RAL	Text
3538	White	9003	BELDEN 7704NH 2 PAIR 22 AWG SHIELDED LSNH IEC 60332-3C

Datemarking: Yes; format YYDDD, where YY = 2 digit year number, and DDD = day of the year

Metermarking: Yes

	TECHNICAL DATA SHEET	code	7704NH
		version	6
		date	2010-04-08
	7704 NH(D02YS-(ST)Y2x2x0.64mm)	page	3/3

PACKAGING

Put-up code	Put-up length	Put-up type
000	305 -0/+30 meter	Non-returnable reel
500	500 -0/+50 meter	Non-returnable reel
750	1020 -0/+180 meter	Non-returnable reel

Each reel is labeled with the following data:
 Belden Logo. Belden code number. Item description.
 Length on the reel. Date of manufacture. CE-marking.
 Nominal values are for information only.



Belden declares this product to be in compliance with the environmental regulations EU RoHS (Directive 2002/95/EC, 27 January 2003); this is valid for all material produced after the RoHS compliant date for this product.

© Belden Wire & Cable B.V.

All rights are reserved. Reproduction in whole or in part is prohibited without the written consent of the copyright owner