

6000 SP Splash Resistant Rocker Switches 16A 250Vac



- ▶ Ratings up to 20A, 277Vac
- ▶ High in-rush (ON-OFF types)
- ▶ Positive switch action
- ▶ Distinctive styling
- ▶ Illuminated & non-illuminated
- ▶ Single pole
- ▶ Panel cut out: 30.1 x 11.1mm

Approvals and specifications



European 16(4)A 250Vac T125, 10A 400Vac T125



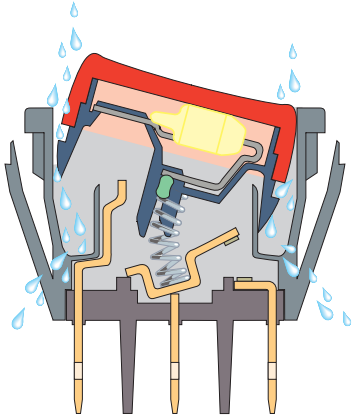
UL CSA 20A 277Vac, 250Vac 11/2hp, 125Vac 1hp
UL 100°C, file E45221, CSA file LR10990

3mm contact gap with Positive Break switching.
Call factory for IP details.
Technical data on pages 4 & 5 (switches), 6 (indicators).

C 6003 A L ---

TERMINAL FUNCTION ROCKER BODY PRINT, COLOUR, VOLTAGE ETC

TERMINAL	FUNCTION	ROCKER
<p>C</p> <p>6.3 x 0.8</p>	<p>Approvals & ratings vary with function ON OFF Switches - ON when pressed over terminal 3</p>	<p>A Softline Matt</p>
	<p>6000 ON - OFF</p>	
	<p>6001 ON - OFF (momentary ON)</p>	<p>A Softline Matt</p> <p>Lit</p>
	<p>6002 ON - OFF (momentary OFF)</p>	
	<p>6003 ON - OFF Lit</p>	<p>P Lit window Matt</p>
	<p>6008 ON - OFF Lit (Unswitched neutral)</p>	
	<p>6009 ON - OFF (momentary ON) Lit (Unswitched neutral)</p>	
	<p>6010 ON - ON</p>	
	<p>6011 ON - ON (momentary 1 side)</p>	
<p>H</p> <p>4.8 x 0.8</p>		
<p>S</p> <p>9.7</p> <p>Screw & Clamp N/A for assemblies with 3 terminals</p>		
<p>For twin switches and double pole circuits see pages 20 & 21</p>		



Integral Splash Resistance

Current carrying parts are protected from moisture. Droplets which may enter the switch are channelled out through ports in the switch body.



C6000AL ---



C6000AL ---




C6010AL ---



C6003AL ---

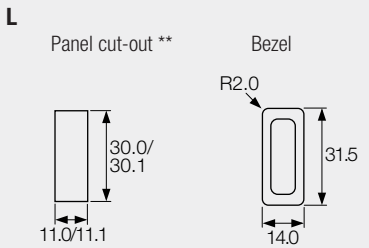


C6003PL ---



C6030AL ---

BODY



Cut-outs must be punched in the direction of insertion

OPTIONS

Finish Matt is standard.

Colour Call sales for custom colours. A full range is available for large orders.

Legend printing Select from the examples or call sales for custom legends.

Lamp voltage Call sales for details.

Protective cover

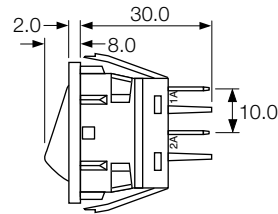
A snap on cover is available (add G after body code), this reduces panel thickness by 1.0mm.



Panel sealing washer W46 is available, this reduces panel thickness by 0.5mm. Covers are not suitable for momentary types.

For all options call the factory

DIMENSIONS (mm)



Panel thickness

L 0.75 to 2.5mm

** For cut-out details on momentary switches call sales

Examples of printing



EN1224



EN1223