

Impact Socket Set

4815MP04

Metal case size (mm) :
445 x 135 x 50 (0.021 cuft)





4815MP05

1/2"



15
PC.

4815MP04 / 4815MP05

KT NO.		Contents	kg	1/16
4815MP04	 	10, 12, 13, 14, 15, 17, 18, 19, 20, 21, 22, 24, 27, 30, 32	5.1	1 / 6
4815MP05	 	8, 9, 10, 12, 13, 14, 15, 16, 17, 18, 19, 20, 21, 22, 24	4.3	1 / 6

Wheel Nut Impact Socket Set

44905MP







1/2"

- Thin wall impact socket set with plastic sleeve
- Durable outer sleeve protects polished wheels and lug nuts

Blow case size (mm) :
149 x 132 x 45 (0.031 cuft)



3
PC.

Contents	kg	1/16
  494517M 17 mm	0.83	1 / 16
  494519M 19 mm		
  494521M 21 mm		

Impact Socket Set

44906MP










1/2"

- Wheel nut impact socket
- Torque extension bar

Metal case size (mm) :
296 x 130 x 41 (0.056 cuft)



6
PC.

Contents	kg	2.13	1/10
  494517M 17 mm			
  494519M 19 mm			
  494521M 21 mm			
 4269-08-90 90 N·m			
 4269-08-B0 110 N·m			
 4269-08-D5 135 N·m			





Impact Universal Joint Socket Set

4440MP

Metal case size (mm) :
318 x 147 x 46 (0.076 cuft)

4440SP

1/2"

KT NO.	Contents	kg	3.3	1/5
4440MP	  4A55M			
4440SP	  4A55S			

10, 11, 12, 13, 14, 17, 19, 21, 22, 24

3/8, 7/16, 1/2, 9/16, 5/8, 11/16, 3/4, 13/16, 7/8, 15/16



10
PC.