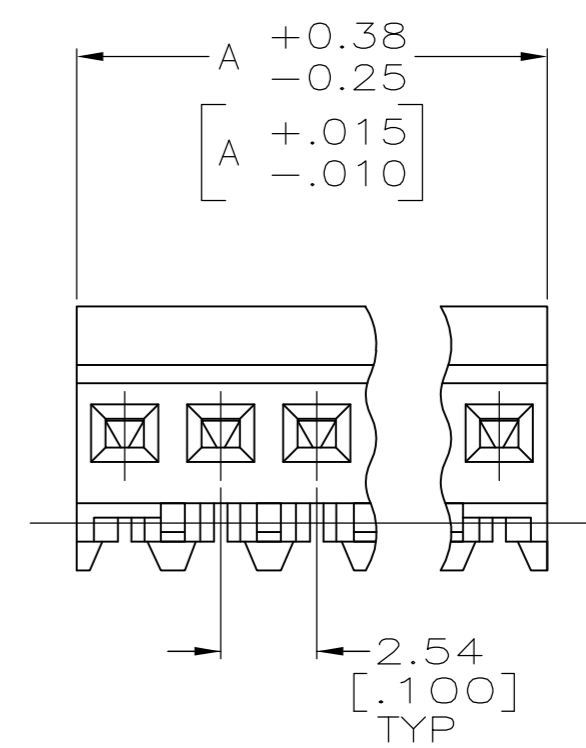
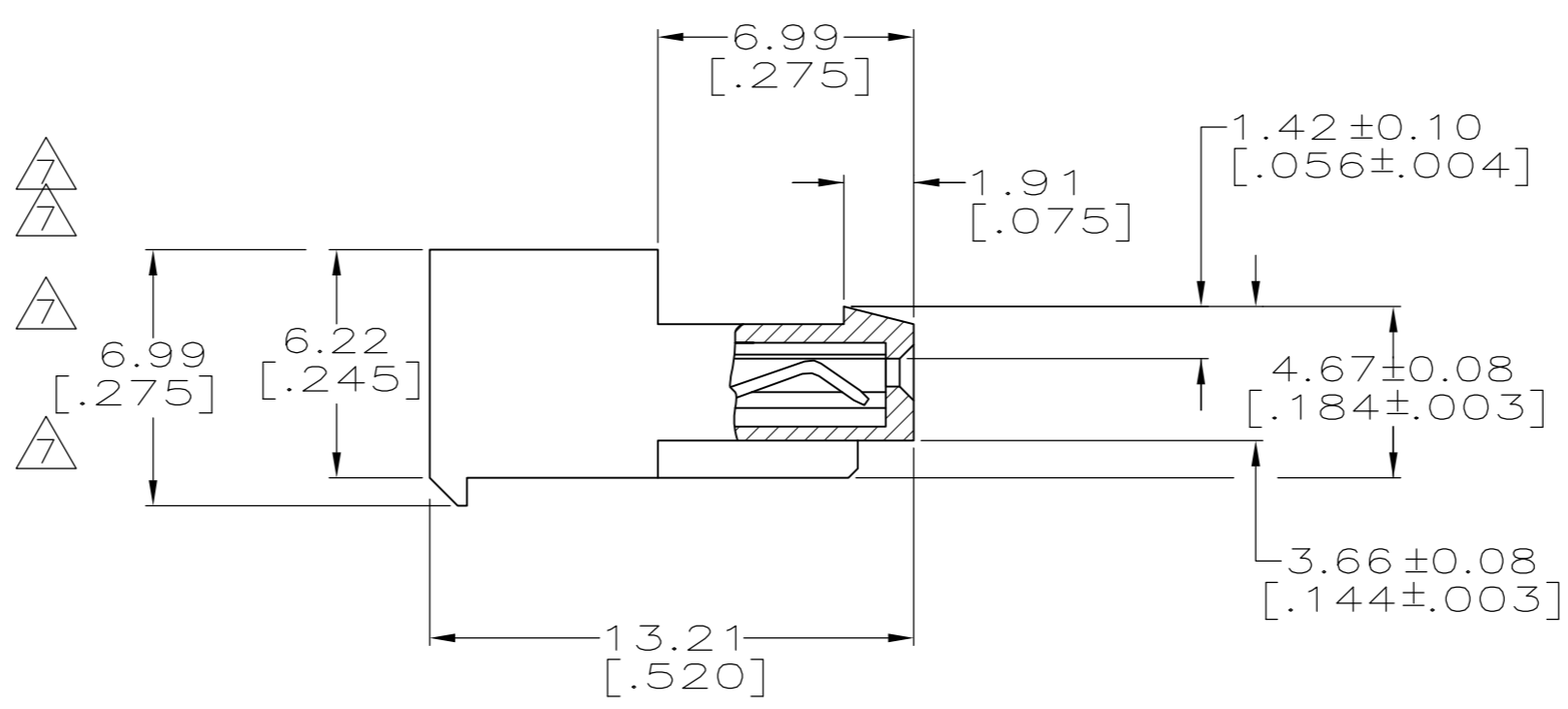
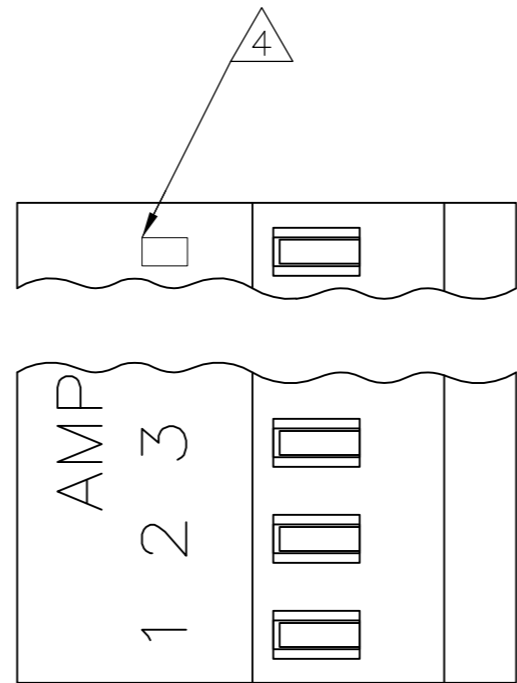


THIS DRAWING IS UNPUBLISHED. RELEASED FOR PUBLICATION
 © COPYRIGHT - By - ALL RIGHTS RESERVED.

LOC	DIST	REVISIONS			
P	LTR	DESCRIPTION	DATE	DWN	APVD
CM	00				
	M3	REVISED PER ECO-11-014117	11JUL11	HMR	SM

LEADFREE	DIM A	NO. OF CIRCUITS	PART NO.
YES	71.12[2.800]	28	5-640440-8
YES	68.58[2.700]	27	5-640440-7
YES	66.04[2.600]	26	5-640440-6
YES	63.50[2.500]	25	5-640440-5
YES	60.96[2.400]	24	5-640440-4
YES	58.42[2.300]	23	5-640440-3
YES	55.88[2.200]	22	5-640440-2
YES	53.34[2.100]	21	5-640440-1
YES	50.80[2.000]	20	5-640440-0
YES	48.26[1.900]	19	4-640440-9
YES	45.72[1.800]	18	4-640440-8
YES	43.18[1.700]	17	4-640440-7
YES	40.64[1.600]	16	4-640440-6
YES	38.10[1.500]	15	4-640440-5
YES	35.56[1.400]	14	4-640440-4
YES	33.02[1.300]	13	4-640440-3
YES	30.48[1.200]	12	4-640440-2
YES	27.94[1.100]	11	4-640440-1
YES	25.40[1.000]	10	4-640440-0
YES	22.86[.900]	9	3-640440-9
YES	20.32[.800]	8	3-640440-8
YES	17.78[.700]	7	3-640440-7
YES	15.24[.600]	6	3-640440-6
YES	12.70[.500]	5	3-640440-5
YES	10.16[.400]	4	3-640440-4
YES	7.62[.300]	3	3-640440-3
YES	5.08[.200]	2	3-640440-2
NO	71.12[2.800]	28	2-640440-8 SUP BY 5-640440-8
NO	68.58[2.700]	27	2-640440-7 SUP BY 5-640440-7
NO	66.04[2.600]	26	2-640440-6
NO	63.50[2.500]	25	2-640440-5 SUP BY 5-640440-5
NO	60.96[2.400]	24	2-640440-4
NO	58.42[2.300]	23	2-640440-3 OBSOLETE
NO	55.88[2.200]	22	2-640440-2 SUP BY 5-640440-2
NO	53.34[2.100]	21	2-640440-1
NO	50.80[2.000]	20	2-640440-0
NO	48.26[1.900]	19	1-640440-9
NO	45.72[1.800]	18	1-640440-8
NO	43.18[1.700]	17	1-640440-7
NO	40.64[1.600]	16	1-640440-6
NO	38.10[1.500]	15	1-640440-5
NO	35.56[1.400]	14	1-640440-4
NO	33.02[1.300]	13	1-640440-3
NO	30.48[1.200]	12	1-640440-2
NO	27.94[1.100]	11	1-640440-1
NO	25.40[1.000]	10	1-640440-0
NO	22.86[.900]	9	640440-9
NO	20.32[.800]	8	640440-8
NO	17.78[.700]	7	640440-7
NO	15.24[.600]	6	640440-6
NO	12.70[.500]	5	640440-5
NO	10.16[.400]	4	640440-4
NO	7.62[.300]	3	640440-3
NO	5.08[.200]	2	640440-2

- 1 MATERIAL: CONNECTOR - NYLON UL94V-2 (RED).
 CONTACTS - 0.30[.012] THICK COPPER ALLOY
 BRIGHT TIN-LEAD .00203[.000080] MIN THICKNESS
 FOR 640440-2 THRU 2-640440-8.
 MATTE WHISKER MITIGATED TIN .00203[.000080] MIN THICKNESS OVER
 NICKEL UNDERPLATE FOR 3-640440-2 THRU 5-640440-8.
- 2. CONTACTS ACCEPT 22 AWG WIRE WITH 1.52[.060] MAX
 INSULATION DIAMETER.
- 3. CONTACTS MUST ACCEPT 0.64±0.03[.025]
 POST AND REMAIN LOCKED IN POSITION.
- 4 IDENTIFICATION NUMBER FOR LAST CIRCUIT MAY
 NOT APPEAR ON ALL ASSEMBLIES.
- 5. DIMENSIONS IN BRACKETS ARE IN INCHES.
- 6. HOUSING FEATURES ARE: CLOSED END WITH LOCKING
 RAMP.
- 7 OBSOLETE PARTS: OBSOLETE CIS STREAMLINING PER D.RENAUD/D.SINISI



METRIC

THIS DRAWING IS A CONTROLLED DOCUMENT.		DWN S. CARPENTER 09JUN2003	TE Connectivity	
DIMENSIONS: INCHES		CHK D. BOSSI 09JUN2003		
TOLERANCES UNLESS OTHERWISE SPECIFIED:		APVD D. BOSSI 09JUN2003	NAME	
0 PLC ±		PRODUCT SPEC	MTA 100 CONNECTOR ASSEMBLY, 22 AWG, STANDARD	
1 PLC ±		APPLICATION SPEC	108-1050	
2 PLC ±		WEIGHT	114-1019	
3 PLC ± 0.13 [.005]		FINISH	A2 00779 C=640440	
4 PLC ±		SIZE	CAGE CODE	DRAWING NO
ANGLES ±		A2	00779	C=640440
MATERIAL		CUSTOMER DRAWING		RESTRICTED TO
		SCALE 5:1		SHEET 1 of 1
				REV M3