

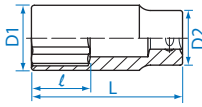
Deep Socket

KT No. & D1



3230M

- Metric-DIN 3124, ISO 2725-1
- Inch-ANSI / ASME B107.1



3230S 3/8"

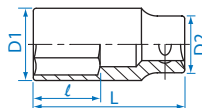


KT NO.	mm	D1 mm	D2 mm	l mm	L mm		
323007M	7	10.8	17.8	10.0	63	55	20 / 320
323008M	8	12.0	17.8	12.0	63	49	18 / 288
323009M	9	13.2	17.8	12.0	63	57	18 / 288
323010M	10	14.5	17.8	12.0	63	57	15 / 240
323011M	11	15.8	17.8	15.0	63	57	15 / 240
323012M	12	16.8	17.8	15.0	63	58	15 / 240
323013M	13	17.8	16.8	15.0	63	57	15 / 240
323014M	14	19.7	18.0	16.0	63	73	12 / 192
323015M	15	20.8	18.0	18.0	63	73	10 / 160
323016M	16	21.8	20.0	18.0	63	87	8 / 128
323017M	17	23.8	20.0	18.0	63	101	8 / 128
323018M	18	24.7	21.0	20.0	63	107	6 / 96
323019M	19	25.8	21.0	20.0	63	113	6 / 96
323021M	21	27.8	25.0	20.0	63	122	6 / 96
323022M	22	29.7	26.0	20.0	63	150	6 / 96
323024M	24	31.8	26.0	25.0	63	158	6 / 120

KT NO.	inch	D1 mm	D2 mm	l mm	L mm		
323008S	1/4	10.0	16.8	10.0	63	48	20 / 320
323010S	5/16	12.0	17.8	12.0	63	48	18 / 288
323012S	3/8	14.0	17.8	12.0	63	53	15 / 240
323014S	7/16	15.8	17.8	15.0	63	54	15 / 240
323016S	1/2	17.8	16.8	15.0	63	58	15 / 240
323018S	9/16	19.7	18.0	16.0	63	74	12 / 192
323020S	5/8	21.8	20.0	18.0	63	88	8 / 128
323022S	11/16	23.8	20.0	18.0	63	98	8 / 128
323024S	3/4	25.8	21.0	20.0	63	111	6 / 96
323026S	13/16	27.8	25.0	20.0	63	125	6 / 96
323028S	7/8	29.7	26.0	21.0	63	158	6 / 96
323030S	15/16	31.8	26.0	22.0	63	170	5 / 80
323032S	1	33.8	26.0	22.0	63	195	5 / 80

3235M

- Metric-DIN 3124, ISO 2725-1
- Inch-ANSI / ASME B107.1



3235S 3/8"



KT NO.	mm	D1 mm	D2 mm	l mm	L mm		
323506M	6	9.9	17.8	10.0	63	51	20 / 320
323507M	7	10.8	17.8	10.0	63	52	20 / 320
323508M	8	12.0	17.8	12.0	63	49	18 / 288
323509M	9	13.2	17.8	12.0	63	53	18 / 288
323510M	10	14.5	17.8	12.0	63	58	15 / 240
323511M	11	15.8	17.8	15.0	63	60	15 / 240
323512M	12	16.8	17.8	15.0	63	68	15 / 240
323513M	13	17.8	16.8	15.0	63	64	15 / 240

323514M	14	19.7	18.0	16.0	63	77	12 / 192
323515M	15	20.8	18.0	18.0	63	75	10 / 160
323516M	16	21.8	19.0	18.0	63	86	8 / 128
323517M	17	23.8	20.0	18.0	63	102	8 / 128
323518M	18	24.7	21.0	20.0	63	112	6 / 96
323519M	19	25.8	21.0	20.0	63	111	6 / 96
323521M	21	27.8	25.0	20.0	63	142	6 / 96
323522M	22	29.7	26.0	20.0	63	167	6 / 96
323524M	24	31.8	26.0	25.0	63	171	6 / 120

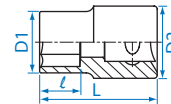
KT NO.	inch	D1 mm	D2 mm	l mm	L mm		
323508S	1/4	10.0	16.8	10.0	63	47	20 / 320
323510S	5/16	12.0	17.8	12.0	63	56	18 / 288
323512S	3/8	14.0	17.8	12.0	63	56	15 / 240
323514S	7/16	15.8	17.8	15.0	63	59	15 / 240
323516S	1/2	17.8	16.8	15.0	63	41	15 / 240
323518S	9/16	19.7	18.0	16.0	63	76	12 / 192
323520S	5/8	21.8	20.0	18.0	63	90	8 / 128
323522S	11/16	23.8	20.0	18.0	63	97	8 / 128
323524S	3/4	25.8	21.0	20.0	63	108	6 / 96
323526S	13/16	27.8	25.0	20.0	63	146	6 / 96
323528S	7/8	29.7	26.0	21	63	166	6 / 96
323530S	15/16	31.8	26.0	22	63	182	5 / 80
323532S	1	33.8	26.0	22	63	206	5 / 80

Star Socket

3375M

3/8"

- DIN 3120

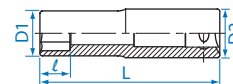


KT NO.	Size	D1 mm	D2 mm	l mm	L mm		
337504M	E4	6.0	16.8	3.6	28	21	12 / 360
337505M	E5	7.0	16.8	4.0	28	21	12 / 360
337506M	E6	8.0	16.8	5.0	28	22	12 / 360
337507M	E7	8.9	16.8	6.0	28	22	12 / 360
337508M	E8	10.0	16.8	6.5	28	23	12 / 360
337510M	E10	12.0	16.8	7.0	28	24	12 / 360
337511M	E11	12.8	16.8	8.0	28	24	12 / 360
337512M	E12	14.3	16.8	9.0	28	26	12 / 360
337514M	E14	15.9	17.8	9.5	28	31	12 / 360
337516M	E16	18.0	19.8	10.5	28	42	10 / 300
337518M	E18	20.0	21.8	11.0	28	55	10 / 300

3275M

3/8"

- DIN 3120



KT NO.	Size	D1 mm	D2 mm	l mm	L mm		
327504M	E4	6.0	16.8	3.6	63	45	12 / 240
327505M	E5	7.0	16.8	4.0	63	47	12 / 240
327506M	E6	8.0	16.8	5.0	63	48	12 / 240
327507M	E7	8.9	16.8	6.0	63	49	12 / 240
327508M	E8	10.0	16.8	6.5	63	52	12 / 240
327510M	E10	12.0	16.8	7.0	63	57	12 / 240
327511M	E11	12.8	16.8	8.0	63	59	12 / 240
327512M	E12	14.3	16.8	9.0	63	65	12 / 240
327514M	E14	15.9	16.8	9.5	63	67	12 / 240
327516M	E16	17.8	17.8	10.5	63	77	12 / 240
327518M	E18	19.8	19.8	11.0	63	100	10 / 160