

FEATURES

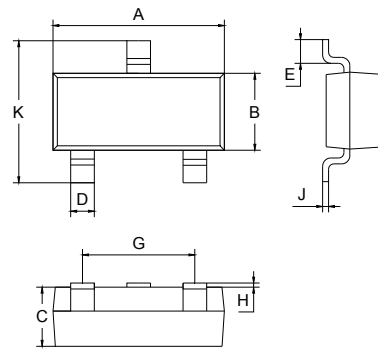
- Low noise: NF=1dB (Typ.), 10 dB(Max)
- Complementary to 2SA1162
- High voltage and high current
- Excellent h_{FE} linearity

APPLICATIONS

- Audio frequency general purpose amplifier applications

ORDERING INFORMATION

Type No.	Marking	Package
2SC2712	LO/LY/LG/LL	SOT-23



SOT-23		
Dim	Min	Max
A	2.70	3.10
B	1.10	1.50
C	1.0 Typical	
D	0.4 Typical	
E	0.35	0.48
G	1.80	2.00
H	0.02	0.1
J	0.1 Typical	
K	2.20	2.60
All Dimensions in mm		

SOT-23

MAXIMUM RATING @ Ta=25°C unless otherwise specified

Symbol	Parameter	Value	Units
V_{CBO}	Collector-Base Voltage	60	V
V_{CEO}	Collector-Emitter Voltage	50	V
V_{EBO}	Emitter-Base Voltage	5	V
I_C	Collector Current -Continuous	150	mA
I_B	Base current	30	mA
P_C	Collector Dissipation	150	mW
T_j, T_{stg}	Junction and Storage Temperature	-55 to +125	°C

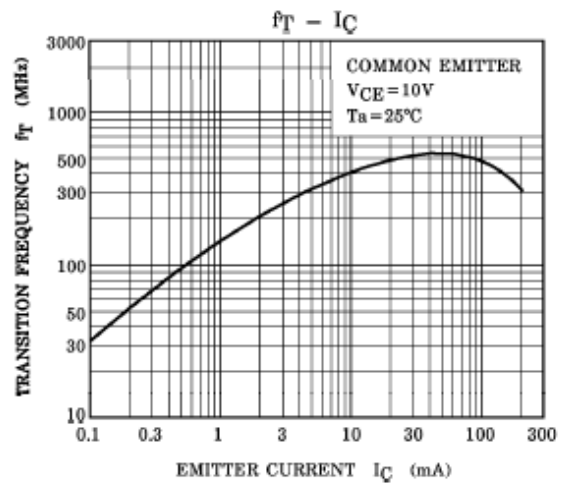
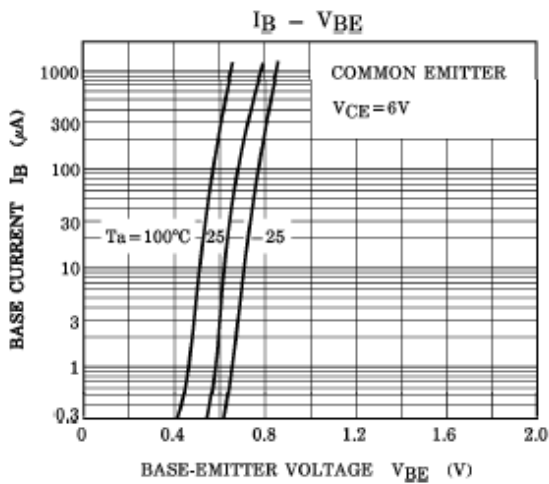
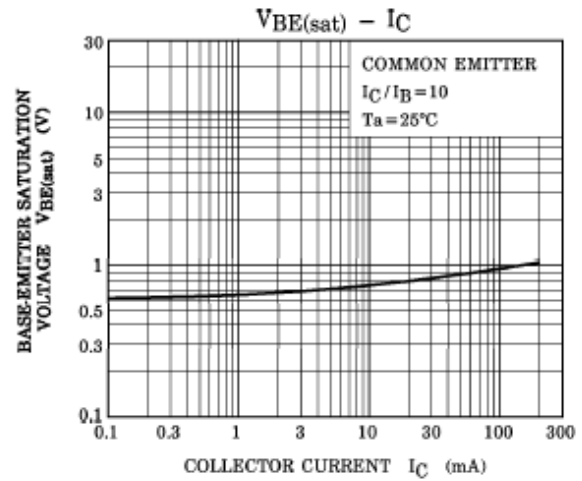
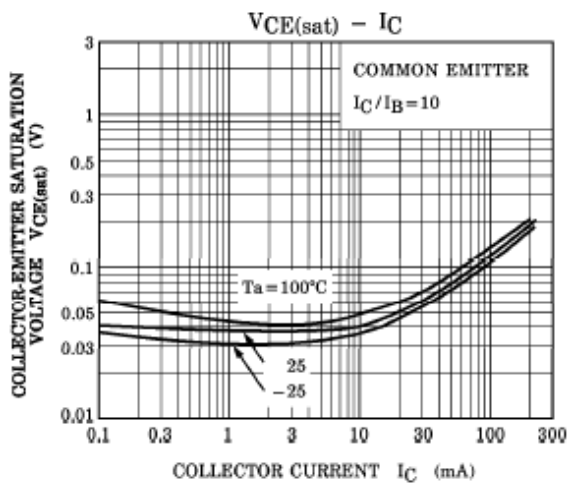
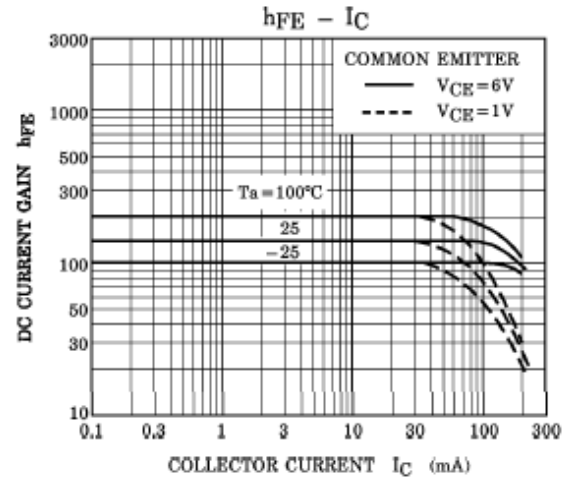
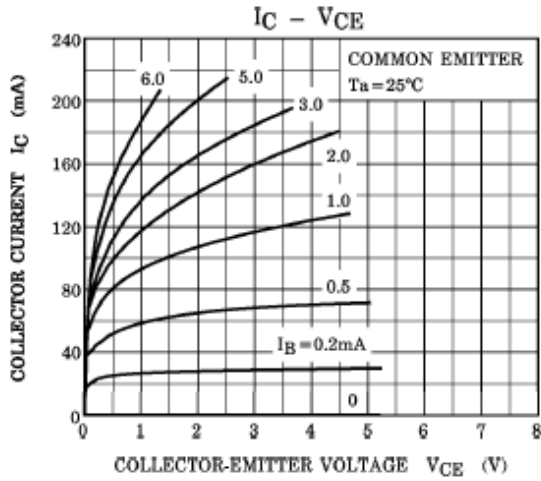
ELECTRICAL CHARACTERISTICS @ Ta=25°C unless otherwise specified

Parameter	Symbol	Test conditions	MIN	TYP	MAX	UNIT
Collector-base breakdown voltage	$V_{(BR)CBO}$	$I_C=100\mu A, I_E=0$	60			V
Collector-emitter breakdown voltage	$V_{(BR)CEO}$	$I_C=0.1mA, I_B=0$	50			V
Emitter-base breakdown voltage	$V_{(BR)EBO}$	$I_E=100\mu A, I_C=0$	5			V
Collector cut-off current	I_{CBO}	$V_{CB}=60V, I_E=0$			0.1	μA
Emitter cut-off current	I_{EBO}	$V_{EB}=5V, I_C=0$			0.1	μA
DC current gain	h_{FE}	$V_{CE}=6V, I_C=2mA$	70		700	
Collector-emitter saturation voltage	$V_{CE(sat)}$	$I_C=100mA, I_B=10mA$		0.1	0.25	V
Transition frequency	f_T	$V_{CE}=10V, I_C=1mA$	80			MHz
Output capacitance	C_{ob}	$V_{CB}=10V, I_E=0, f=1MHz$		2.0	3.5	pF
Noise Figure	NF	$V_{CE}=6V, I_C=0.1mA, f=1kHz$		1.0	10	dB

CLASSIFICATION OF $h_{FE(1)}$

Rank	O	Y	GR	BL
Range	70-140	120-240	200-400	350-700
Marking	LO	LY	LG	LL

TYPICAL CHARACTERISTICS @ Ta=25°C unless otherwise specified



Device	Package	Shipping
2SC2712	SOT-23	3000/Tape&Reel