



DC COMPONENTS CO., LTD.

RECTIFIER SPECIALISTS

1N4148
THRU
1N4448

TECHNICAL SPECIFICATIONS OF HIGH SPEED SWITCHING DIODES

VOLTAGE RANGE -50 to 100 Volts

CURRENT - 0.15 to 0.2 Ampere

FEATURES

- * Silicon epitaxial planar diodes
- * Low power loss, high efficiency
- * Low leakage
- * Low forward voltage
- * High speed switching
- * High current capability
- * High reliability

MECHANICAL DATA

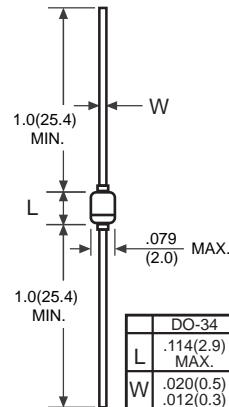
- * Case: Glass sealed case
- * Lead: MIL-STD-202E, Method 208 guaranteed
- * Polarity: Color band denotes cathode end
- * Mounting position: Any
- * Weight: 0.13 gram

MAXIMUM RATINGS AND ELECTRICAL CHARACTERISTICS

Ratings at 25 °C ambient temperature unless otherwise specified.
Single phase, half wave, 60 Hz, resistive or inductive load.
For capacitive load, derate current by 20%.



DO-34/DO-35



Dimensions in inches and (millimeters)

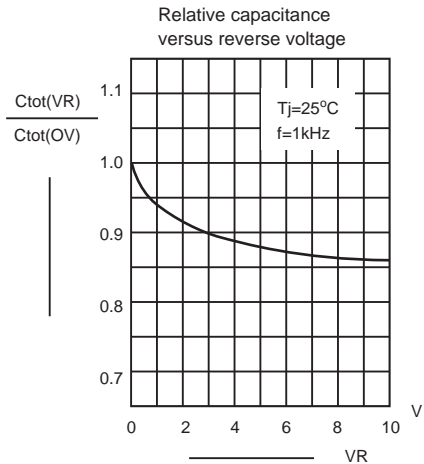
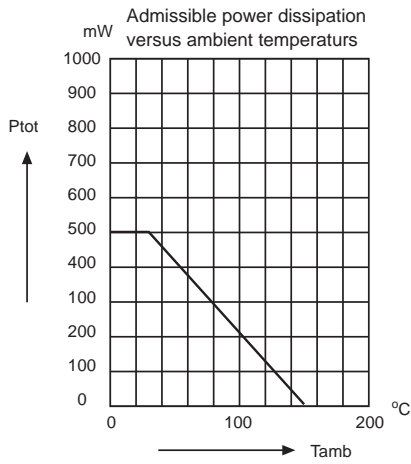
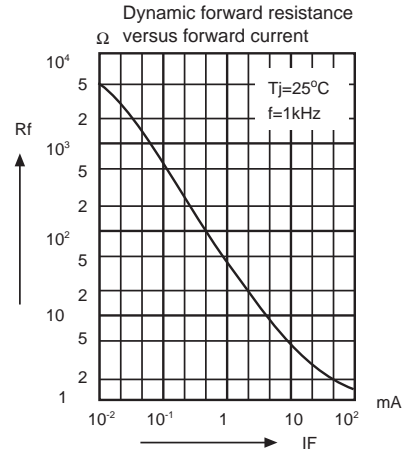
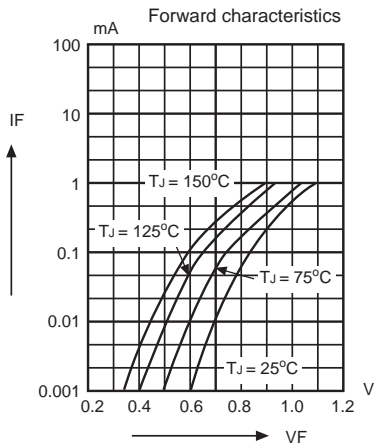
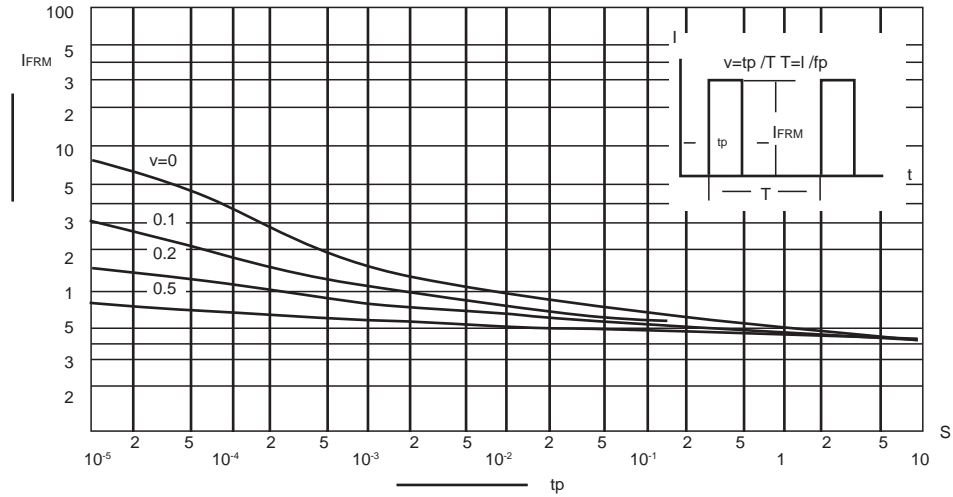
	SYMBOL	1N4148	1N4150	1N4151	1N4448	UNITS
Maximum Recurrent Peak Reverse Voltage	V _{RRM}	100	50	75	100	V
Maximum Average Rectified Current	I _o	150	200	150	150	mA
Maximum Power Dissipation T _{amb} = 25°C	P _{tot}	500	500	500	500	mW
Maximum Forward Voltage	V _F /I _F	1.0/10	1.0/200	1.0/50	1.0/100	V/mA
Maximum Reverse Current	I _R /V _R	5000/75	100/50	50/50	5000/75	nA/V
Maximum Reverse Recovery Time	t _{rr}	4.0	4.0	2.0	4.0	nS
Peak Forward Surge Current, t < 1s and T _J = 25°C	I _{FSM}	0.5				A
Typical Junction Capacitance	R _{θJA}	300				°C / W
Typical thermal Resistance	C _J	4.0				pF
Operating and Storage Temperature Range	T _J , T _{STG}	-65 to +150				°C

NOTE: Suffix "M" stands for "DO-34" package.(e.g.:1N4148M)

RATING AND CHARACTERISTIC CURVES (1N4148 THRU 1N4448)

REF: 1N4148

A Admissible repetitive peak forward current versus pulse duration



DC COMPONENTS CO., LTD.