


# Printed-circuit board connector - FK-MCP 1,5/ 8-ST-3,81 - 1851106

Please be informed that the data shown in this PDF Document is generated from our Online Catalog. Please find the complete data in the user's documentation. Our General Terms of Use for Downloads are valid (<http://phoenixcontact.com/download>)

PCB connector, nominal current: 8 A, rated voltage (III/2): 160 V, number of positions: 8, pitch: 3.81 mm, connection method: Push-in spring connection, color: green, contact surface: Tin




The figure shows a 10-position version of the product

## Your advantages

- ✓ Time saving push-in connection, tools not required
- ✓ Defined contact force ensures that contact remains stable over the long term
- ✓ Intuitive use through colour coded actuation lever
- ✓ Operation and conductor connection from one direction enable integration into front of device
- ✓ Quick and convenient testing using integrated test option



## Key Commercial Data

Packing unit	50 pc
Minimum order quantity	50 pc
GTIN	 4 017918 109646
GTIN	4017918109646
Weight per Piece (excluding packing)	0.007 kg
Custom tariff number	85366990
Country of origin	Germany

## Technical data

### Dimensions

Length [ l ]	21 mm
Width [ w ]	31.27 mm
Height [ h ]	12.4 mm
Pitch	3.81 mm
Dimension a	26.67 mm

### General

# Printed-circuit board connector - FK-MCP 1,5/ 8-ST-3,81 - 1851106

## Technical data

### General

Range of articles	FK-MCP 1,5/...-ST
Number of positions	8
Connection method	Push-in spring connection
Insulating material group	I
Rated surge voltage (III/3)	2.5 kV
Rated surge voltage (III/2)	2.5 kV
Rated surge voltage (II/2)	2.5 kV
Rated voltage (III/3)	160 V
Rated voltage (III/2)	160 V
Rated voltage (II/2)	320 V
Connection in acc. with standard	EN-VDE
Nominal current I <sub>N</sub>	8 A
Nominal cross section	1.5 mm <sup>2</sup>
Maximum load current	8 A (with 1.5 mm <sup>2</sup> conductor cross section)
Insulating material	PA
Flammability rating according to UL 94	V0
Internal cylindrical gage	A1
Stripping length	9 mm

### Connection data

Conductor cross section solid min.	0.14 mm <sup>2</sup>
Conductor cross section solid max.	1.5 mm <sup>2</sup>
Conductor cross section flexible min.	0.14 mm <sup>2</sup>
Conductor cross section flexible max.	1.5 mm <sup>2</sup>
Conductor cross section flexible, with ferrule without plastic sleeve min.	0.25 mm <sup>2</sup>
Conductor cross section flexible, with ferrule without plastic sleeve max.	1.5 mm <sup>2</sup>
Conductor cross section flexible, with ferrule with plastic sleeve min.	0.25 mm <sup>2</sup>
Conductor cross section flexible, with ferrule with plastic sleeve max.	0.75 mm <sup>2</sup>
Conductor cross section AWG min.	26
Conductor cross section AWG max.	16
Minimum AWG according to UL/CUL	28
Maximum AWG according to UL/CUL	16

### Specifications for ferrules

Recommended crimping pliers	1212034 CRIMPFOX 6
Ferrules without insulating collar, according to DIN 46228-1	Cross section: 0.25 mm <sup>2</sup> ; Length: 7 mm ... 9 mm
	Cross section: 0.34 mm <sup>2</sup> ; Length: 7 mm ... 9 mm
	Cross section: 0.5 mm <sup>2</sup> ; Length: 8 mm ... 9 mm
	Cross section: 0.75 mm <sup>2</sup> ; Length: 8 mm ... 9 mm
	Cross section: 1 mm <sup>2</sup> ; Length: 8 mm ... 9 mm
	Cross section: 1.5 mm <sup>2</sup> ; Length: 8 mm ... 9 mm

# Printed-circuit board connector - FK-MCP 1,5/ 8-ST-3,81 - 1851106

## Technical data

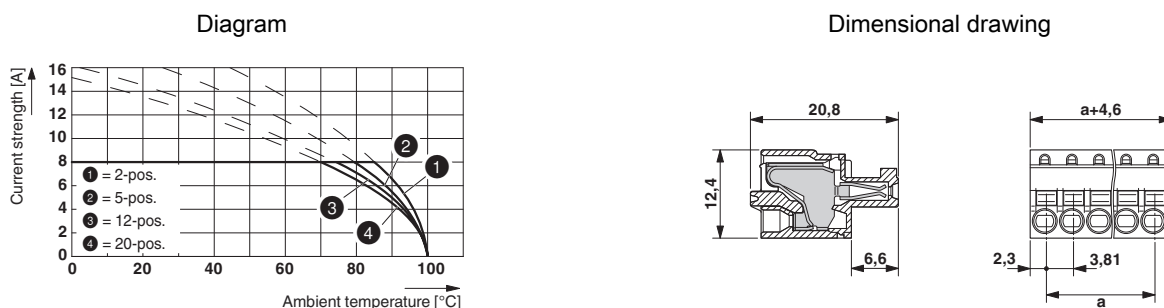
### Standards and Regulations

Connection in acc. with standard	EN-VDE
	CSA
Flammability rating according to UL 94	V0

### Environmental Product Compliance

China RoHS	Environmentally friendly use period: unlimited = EFUP-e
	No hazardous substances above threshold values

## Drawings



Type: FK-MCP 1,5/...-ST(F)-3,81 with MC 1,5/...-G(F)-3,81 P.. THR(R...)

## Classifications

### eCl@ss

eCl@ss 4.0	272607xx
eCl@ss 4.1	27260701
eCl@ss 5.0	27260701
eCl@ss 5.1	27260700
eCl@ss 6.0	27260700
eCl@ss 7.0	27440309
eCl@ss 8.0	27440309
eCl@ss 9.0	27440309

### ETIM

ETIM 3.0	EC001121
ETIM 4.0	EC002638
ETIM 5.0	EC002638
ETIM 6.0	EC002638

### UNSPSC

UNSPSC 6.01	30211810
UNSPSC 7.0901	39121409
UNSPSC 11	39121409

# Printed-circuit board connector - FK-MCP 1,5/ 8-ST-3,81 - 1851106

## Classifications

### UNSPSC

UNSPSC 12.01	39121409
UNSPSC 13.2	39121409

## Approvals

### Approvals

---

### Approvals


CSA / IECCEB CB Scheme / VDE Gutachten mit Fertigungsüberwachung / EAC / cULus Recognized


---


### Ex Approvals

---

### Approval details

CSA		<a href="http://www.csagroup.org/services-industries/product-listing/">http://www.csagroup.org/services-industries/product-listing/</a>	13631
		B	
Nominal voltage UN		300 V	
Nominal current IN		8 A	
mm <sup>2</sup> /AWG/kcmil		28-16	

IECEE CB Scheme		<a href="http://www.iecee.org/">http://www.iecee.org/</a>	DE1-60987-B1B2
Nominal voltage UN		160 V	
Nominal current IN		8 A	
mm <sup>2</sup> /AWG/kcmil		0.2-1.5	

VDE Gutachten mit Fertigungsüberwachung		<a href="http://www2.vde.com/de/Institut/Online-Service/VDE-gepruefteProdukte/Seiten/Online-Suche.aspx">http://www2.vde.com/de/Institut/Online-Service/VDE-gepruefteProdukte/Seiten/Online-Suche.aspx</a>	40011723
Nominal voltage UN		160 V	
Nominal current IN		8 A	
mm <sup>2</sup> /AWG/kcmil		0.2-1.5	

# Printed-circuit board connector - FK-MCP 1,5/ 8-ST-3,81 - 1851106

## Approvals

EAC		B.01742
-----	--	---------

cULus Recognized		<a href="http://database.ul.com/cgi-bin/XYV/template/LISEXT/1FRAME/index.htm">http://database.ul.com/cgi-bin/XYV/template/LISEXT/1FRAME/index.htm</a>	E60425-19920306
		B	
Nominal voltage UN	300 V		
Nominal current IN	8 A		
mm <sup>2</sup> /AWG/kcmil	28-16		

## Accessories

### Accessories

#### Crimping tool

Crimping pliers - CRIMPFOX 6 - 1212034



Crimping pliers, for ferrules without insulating collar according to DIN 46228 Part 1 and ferrules with insulating collar according to DIN 46228 Part 4, 0.25 mm<sup>2</sup> ... 6.0 mm<sup>2</sup>, lateral entry, trapezoidal crimp

#### Labeled terminal marker

Marker card - SK 3,81/2,8:FORTL.ZAHLEN - 0804109



Marker card, Card, white, labeled, Horizontal: consecutive numbers 1 ... 10, 11 ... 20, etc. up to 91 ... (99)100, mounting type: adhesive, for terminal block width: 3.81 mm, lettering field size: 3.81 x 2.8 mm

#### Screwdriver tools

Screwdriver - SZS 0,4X2,5 VDE - 1205037



Screwdriver, slot-headed, VDE insulated, size: 0.4 x 2.5 x 80 mm, 2-component grip, with non-slip grip

#### Terminal marking

## Printed-circuit board connector - FK-MCP 1,5/ 8-ST-3,81 - 1851106

### Accessories

Marker card - SK U/2,8 WH:UNBEDRUCKT - 0803883

Marker card, Sheet, white, unlabeled, can be labeled with: PLOTMARK, CMS-P1-PLOTTER, Office printing systems, mounting type: adhesive, for terminal block width: 210 mm, lettering field size: 186 x 2.8 mm



---

### Test plug terminal block

Test plugs - MPS-MT 1-S - 1944372

Test plug, consisting of 1.0 mm Ø test pin and 2.0 mm Ø socket



---

### Additional products

Feed-through header - MCV 1,5/ 8-G-3,81 P14 THR - 1707065

PCB headers, nominal current: 8 A, rated voltage (III/2): 160 V, number of positions: 8, pitch: 3.81 mm, color: black, contact surface: Tin, mounting: THR soldering, User information and design recommendations for through hole reflow technology can be found under "Downloads"



---

Feed-through header - MCV 1,5/ 8-G-3,81 P26 THR - 1707489

PCB headers, nominal current: 8 A, rated voltage (III/2): 160 V, number of positions: 8, pitch: 3.81 mm, color: black, contact surface: Tin, mounting: THR soldering, User information and design recommendations for through hole reflow technology can be found under "Downloads"



---

Feed-through header - MCV 1,5/ 8-G-3,81 P26 THRR56 - 1712940

PCB headers, nominal current: 8 A, rated voltage (III/2): 160 V, number of positions: 8, pitch: 3.81 mm, color: black, contact surface: Tin, mounting: THR soldering, User information and design recommendations for through hole reflow technology can be found under "Downloads"



## Printed-circuit board connector - FK-MCP 1,5/ 8-ST-3,81 - 1851106

### Accessories

Printed-circuit board connector - MC 1,5/ 8-G-3,81 P20 THRR56 - 1782637

PCB headers, nominal current: 8 A, rated voltage (III/2): 160 V, number of positions: 8, pitch: 3.81 mm, color: black, contact surface: Tin, mounting: THR soldering



Printed-circuit board connector - MC 1,5/ 8-G-3,81 - 1803332

PCB headers, nominal current: 8 A, rated voltage (III/2): 160 V, number of positions: 8, pitch: 3.81 mm, color: green, contact surface: Tin, mounting: Wave soldering



Printed-circuit board connector - MCV 1,5/ 8-G-3,81 - 1803484

PCB headers, nominal current: 8 A, rated voltage (III/2): 160 V, number of positions: 8, pitch: 3.81 mm, color: green, contact surface: Tin, mounting: Wave soldering



Printed-circuit board connector - SMC 1,5/ 8-G-3,81 - 1827334

PCB headers, nominal current: 8 A, rated voltage (III/2): 160 V, number of positions: 8, pitch: 3.81 mm, color: green, contact surface: Tin, mounting: Wave soldering



Feed-through header - MCD 1,5/ 8-G-3,81 - 1830017

PCB headers, nominal current: 8 A, rated voltage (III/2): 160 V, number of positions: 8, pitch: 3.81 mm, color: green, contact surface: Tin, mounting: Wave soldering, In combination with MCV plug components, both an MCVW and an MCVR plug must be used.



## Printed-circuit board connector - FK-MCP 1,5/ 8-ST-3,81 - 1851106

### Accessories

#### Feed-through header - MCDV 1,5/ 8-G-3,81 - 1830460



PCB headers, nominal current: 8 A, rated voltage (III/2): 160 V, number of positions: 8, pitch: 3.81 mm, color: green, contact surface: Tin, mounting: Wave soldering, In combination with MCV plug components, both an MCVW and an MCVR plug must be used.

#### Feed-through header - MCVDU 1,5/ 8-G-3,81 - 1837492



PCB headers, nominal current: 8 A, rated voltage (III/2): 160 V, number of positions: 8, pitch: 3.81 mm, color: green, contact surface: Tin, mounting: Wave soldering

#### Printed-circuit board connector - MCD 1,5/ 8-G1-3,81 - 1843130



PCB headers, nominal current: 8 A, rated voltage (III/2): 160 V, number of positions: 8, pitch: 3.81 mm, color: green, contact surface: Tin, mounting: Wave soldering, In combination with MCV plug components, both an MCVW and an MCVR plug must be used.

#### Feed-through header - MCDV 1,5/ 8-G1-3,81 - 1847796



PCB headers, nominal current: 8 A, rated voltage (III/2): 160 V, number of positions: 8, pitch: 3.81 mm, color: green, contact surface: Tin, mounting: Wave soldering, In combination with MCV plug components, both an MCVW and an MCVR plug must be used.

#### Feed-through header - EMCV 1,5/ 8-G-3,81 - 1860702



PCB headers, nominal current: 8 A, rated voltage (III/2): 160 V, number of positions: 8, pitch: 3.81 mm, color: green, contact surface: Tin, mounting: Press-in technology



## Printed-circuit board connector - FK-MCP 1,5/ 8-ST-3,81 - 1851106

### Accessories

Feed-through header - MCO 1,5/ 8-GR-3,81 - 1861701



PCB headers, nominal current: 8 A, rated voltage (III/2): 160 V, number of positions: 8, pitch: 3.81 mm, color: green, contact surface: Tin, mounting: Wave soldering

---

Feed-through header - MCO 1,5/ 8-GL-3,81 - 1861785



PCB headers, nominal current: 8 A, rated voltage (III/2): 160 V, number of positions: 8, pitch: 3.81 mm, color: green, contact surface: Tin, mounting: Wave soldering

---

Feed-through header - EMC 1,5/ 8-G-3,81 - 1897869



PCB headers, nominal current: 8 A, rated voltage (III/2): 160 V, number of positions: 8, pitch: 3.81 mm, color: green, contact surface: Tin, mounting: Press-in technology

---

---