

THIS DRAWING IS UNPUBLISHED. RELEASED FOR PUBLICATION 20

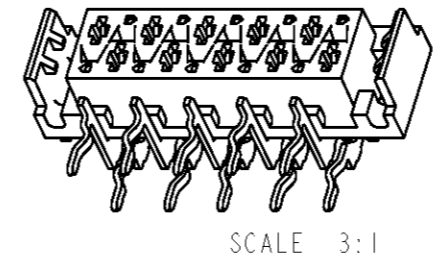
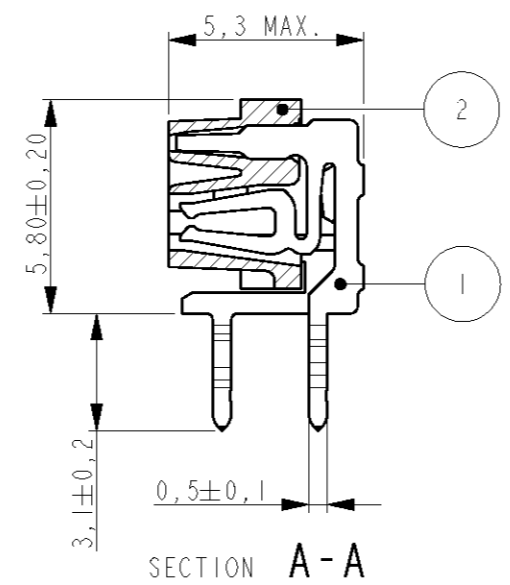
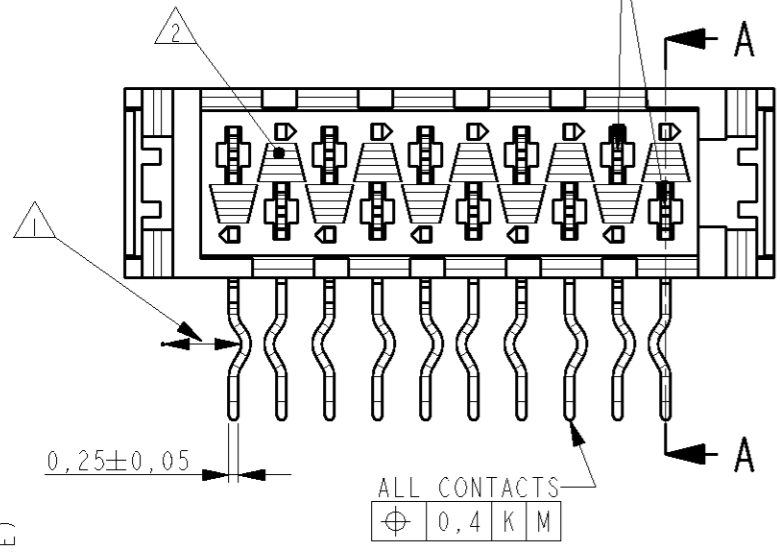
© COPYRIGHT BY ALL RIGHTS RESERVED.

LOC H DIST -

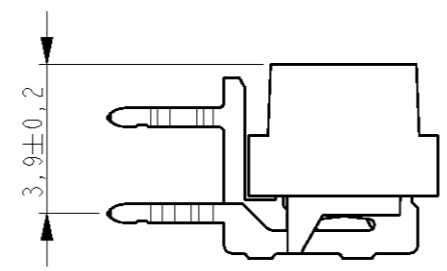
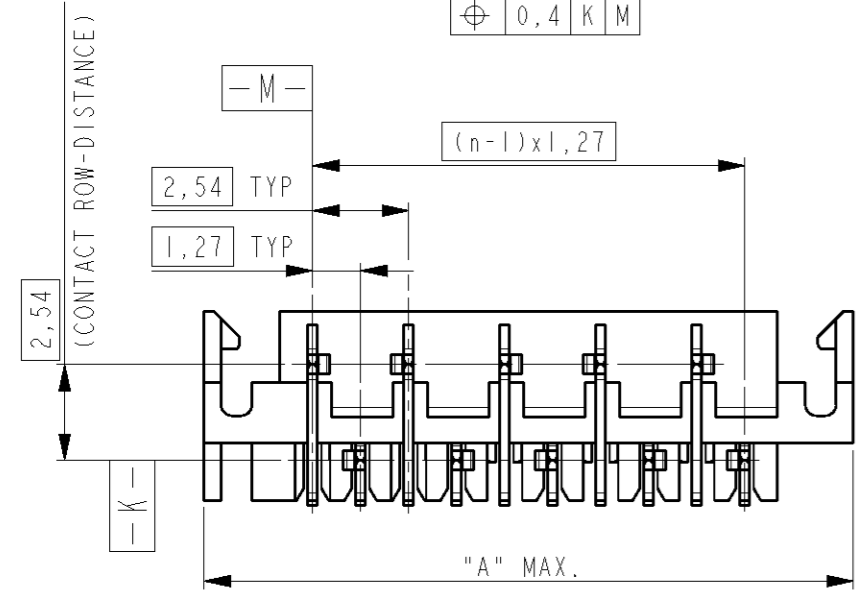
REVISIONS

P	LTR	DESCRIPTION	DATE	DWN	APVD
F1		REVISED PER ECO-11-005294	27APR11	RK	HMR

REFERENCE MATING INTERFACE PATTERN:
1,27 STAGGERED PITCH x 1,5 ROW-DISTANCE.

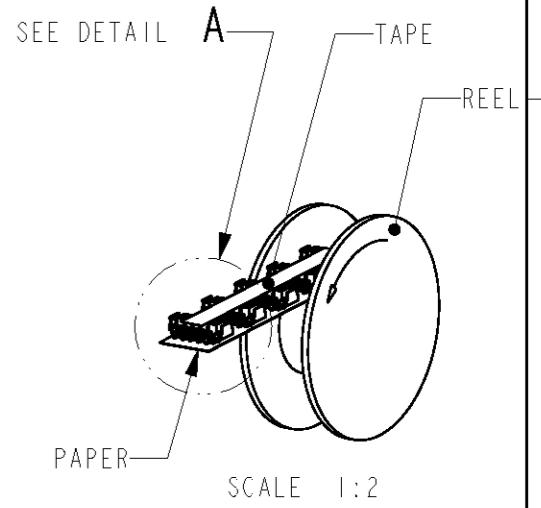
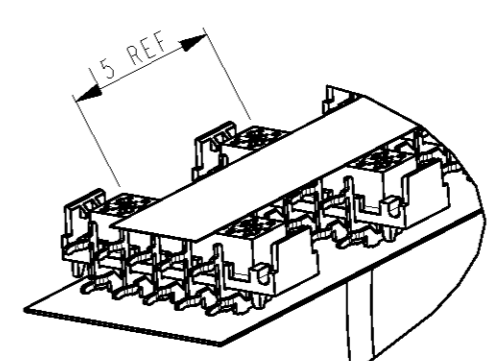


PART NUMBER REEL PACKAGING	NR. OF POS "n"	"A" MAX
338070-4	4	9,7
338070-6	6	12,2
338070-8	8	14,7
1-338070-0	10	17,3
1-338070-2	12	19,8
1-338070-4	14	22,4
1-338070-6	16	24,9
1-338070-8	18	27,4
2-338070-0	20	30,0

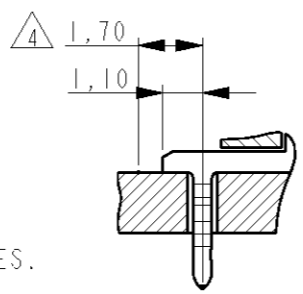
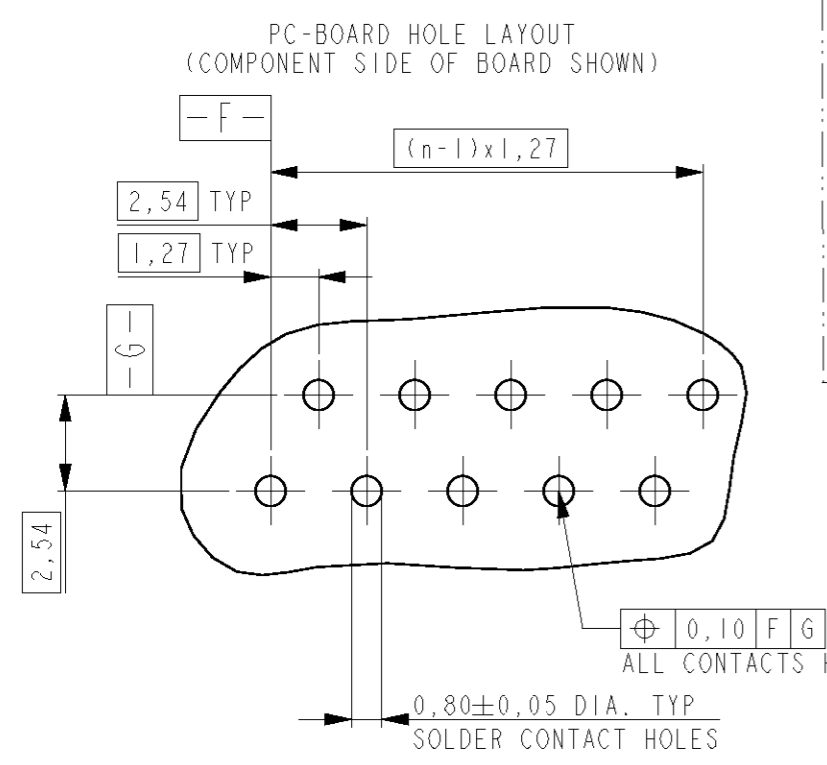


NOTES:

- 1 IN EACH ROW, DIRECTION OF KINKS STARTS RANDOM. IN EACH ROW, SEQUENTIAL CONTACTS HAVE OPPOSITE KINK DIRECTIONS.
- 2 CORING-OUTS FOR MANUFACTURING PURPOSE ONLY. SHAPE MAY VARY, BUT IS NOT FUNCTIONAL FOR THE APPLICATION.
- 3 SHOWN IS A 10 POSITION CONNECTOR.
- 4 THIS AREA IS RESERVED FOR CONTACTS.



REEL PACKAGING
DEREELING DIRECTION AND CONNECTOR POSITION.
QUANTITY 2500 CONNECTORS PER REEL FOR ALL PART NUMBER,
EXCEPT 4 POSITION 1500 CONNECTORS PER REEL.



DIMENSIONS:	TOLERANCES UNLESS OTHERWISE SPECIFIED:
mm	
0 PLC	±-
1 PLC	±-
2 PLC	±-
3 PLC	±-
4 PLC	±-
ANGLES	±1°
MATERIAL	FINISH

2	HOUSING	G.F. POLYESTER PBT	RED
1	FEMALE CONTACT	PHOSPHOR BRONZE	TIN OVER NICKEL
ITEM NO.	DESCRIPTION	MATERIAL	FINISH / COLOR
DWN 03-JUN-96	DENNIS KESSLER		
CHK -	HUUB VAN DELFT		
APVD -	ERIC IJLJENS		
PRODUCT SPEC	108-19052		
APPLICATION SPEC			
WEIGHT			
CUSTOMER DRAWING		SCALE 10:1	SHEET 1 OF 1 REV F1



CONNECTOR,
FEMALE-ON-BOARD SIDE-ENTRY,
THRU-HOLE, WITH LATCHES, Micro-MaTch

SIZE	CAGE CODE	DRAWING NO	RESTRICTED TO
A3	00779	C=338070	-