

Shock-Safe Fuseholder, 5 x 20 mm, Slotted Cap, IP 67



Variant 2

250 VAC · 2.5W/10A (VDE) · 250VAC/DC · 10A (UL/CSA)



Description

- Screw type fuse carrier

Unique Selling Proposition

- Complete protection against touch
- Protection against temporary submergence
- Compact design

Standards

- IEC 60127-6 Edition 2.0
- UL 4248-1
- CSA 22.2 no. 4248.1


Approvals

- Approval Reference Type: FIN
- VDE Certificate Number: 133472
- UL File Number: E39328

Weblinks

[pdf datasheet](#), [html-datasheet](#), [General Product Information](#), [Packaging details](#), [Approvals](#), [CE declaration of conformity](#), [RoHS](#), [CHINA-RoHS](#), [REACH](#), [Distributor-Stock-Check](#), [Detailed request for product](#), [Microsite](#)

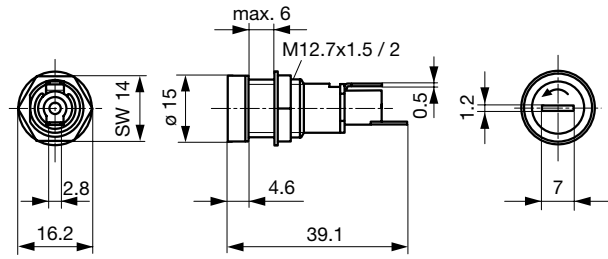
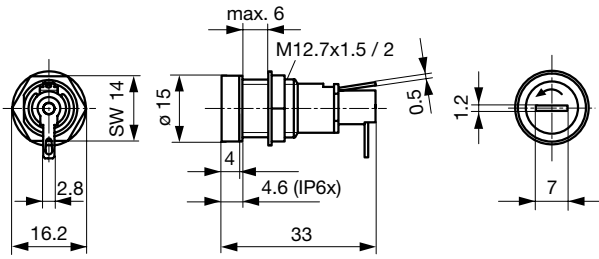
Technical Data

Shock-Safe Category	PC2
Fuse-Link	5 x 20mm
Mounting	Panel Mount, Front Side
Attachment	Fixing Nut
Terminal	Solder or Quick-Connect 2.8 x 0.5 mm
Rated Voltage	250VAC (VDE), 250VAC/DC (UL/CSA)
Rated current	10A (VDE), 10A (UL/CSA)
Rated Power Acceptance IEC	2.5W / 10A @ Ta 23°C Admissible power acceptance at higher ambient temperature see derating curves
Degree of Protection	IP 67
Protection Class	Suitable for appliances with protection class I or II acc. to IEC 61140
Admissible Ambient Air Temp.	-40°C to 85°C
Climatic Category	40/085/21 acc. to IEC 60068-1
Material: Socket	Thermoset, black, UL 94V-0
Material: Terminals	Tin-Plated Copper Alloy
Unit Weight	5.95 g
Storage Conditions	0°C to 60°C, max. 70% r.h.
Product Marking	 Type, Rated Voltage, Rated current, Approvals

Soldering Methods	Iron Soldering Profile
Solderability	350°C / 2 sec acc. to IEC 60068-2-20, Test Ta, method 2
Resistance to Soldering Heat	350°C / 10 sec acc. to IEC 60068-2-20, Test Tb, method 2
Contact Resistance	< 5mΩ at 20 mV
Dielectric Strength	> 3kV > 4kV between L/N-PE (50Hz; 1 min)
Impulse Withstand Voltage	> 4kV between L-N > 6kV between L/N-PE
Insulation Resistance	> 10MΩ between L-N > 100MΩ between L/N-PE (500VDC; 1 min)
Overvoltage Category	I - III acc. to IEC 60664-1
Pollution Degree	1 - 3 acc. to IEC 60664-1
Admissible Torque on Fixing Nut	max 1.2Nm
Panel Thickness	max 6mm

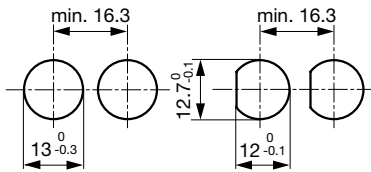
Detailed information on product approvals, code requirements, usage instructions and detailed test conditions can be looked up in [General Product Information](#)

Dimension [mm]



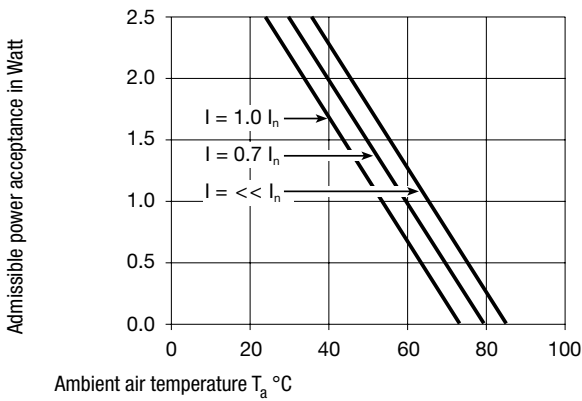
Variants 0031.1363 and 0031.1383

Variant 0031.1351



Mounting holes

Derating Curves



All Variants

Holder	Cap	Terminal	Position End-Terminal	Degree of Protection	Order Number
●	slotted	Solder	Straight to Fuse Axis	IP 67	0031.1351
●	slotted	Solder	90° to Fuse Axis	IP 67	0031.1353

Most Popular.

Availability for all products can be searched real-time: <http://www.schurter.com/en/Stock-Check/Stock-Check-SCHURTER>

Quick-Connect Terminals on Request

Packaging Unit Bulk (100 pcs.)

Mouser Electronics

Authorized Distributor

Click to View Pricing, Inventory, Delivery & Lifecycle Information:

Schurter:

[0031.1354](#) [0031.1351](#) [0031.1353](#)