

Clip, 5 x 20 mm, UR, Cover



Variant 2

250 VAC · 6.3A (UL)



Description

- Clip-material: bronze or brass
- Optional covers, see accessories

Standards

- UL 512

Approvals

- UL File Number: E39328


References

General Product Information

Weblinks

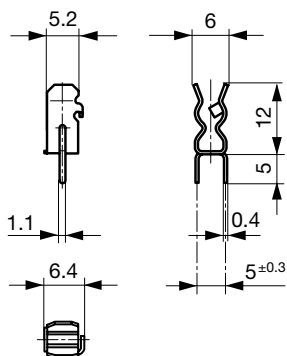
Approvals: www.schurter.com/approvals
 RoHS: <http://www.schurter.com/rohs>
 CHINA-RoHS: www.schurter.com/china-rohs
 Webstore: www.schurterinc.com/estore/search.ihtml

Technical Data

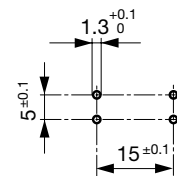
Fuse-Link	5 x 20 mm
Mounting	PCB
Terminal	Solder THT
Rated Voltage	250VAC
Rated Current	6.3A (UL)
Degree of Protection	IP 00
Admissible Ambient Air Temp.	-40 °C to 85 °C
Climatic Category	40/085/21 acc. to IEC 60068-1
Material: Terminals	see variants
Unit Weight (Socket/Cap)	0.55 g
Storage Conditions	0 °C to 60 °C, max. 70% r.h.
Product Marking	 Approvals

Soldering Methods	Wave
Solderability	235 °C / 2 sec acc. to IEC 60068-2-20, Test Ta, method 1
Resistance to Soldering Heat	260 °C / 10 sec acc. to IEC 60068-2-20, Test Tb, method 1A

Dimensions



Variants 0751.0052 and 0751.0062



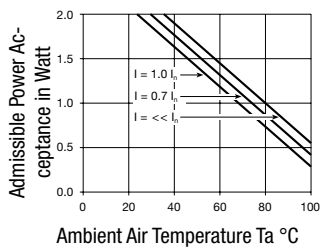
Drilling holes variants 0751.0052 and 0751.0062



Variants 2 0751.0110 and 0751.0231


Drilling Diagram variants 2 0751.0110 and 0751.0231

Derating Curves for Fuseholders



Variants

[Webstore](#)

Clip	Terminal	Material	 Order Number
●	Straight	Tin-Plated Bronze	● 0751.0052
●	Straight	Tin-Plated Brass	0751.0062
●	Kicked	Tin-Plated Brass	0751.0110
●	Kicked	Silver-Plated	0751.0231

Covers only for 0751.0052 and 0751.0062

Packaging Unit

Bulk (1000 pcs.)

Accessory

Description



[Cover to OG, UHB, UH](#)

Transparent Cover 1.6 W	0853.9561
Transparent Cover 2.5 W	0853.9562